

P7 library

Contents

Introduction	4
Directory structure	6
Components overview	7
Channel	7
Sink	7
Performance overview	7
Client	8
Trace	9
Telemetry	10
Speed tests	12
Initialization parameters	14
P7 library interfaces	17
Client interface	17
C++ interface	18
C interface	20
C# interface	22
Python interface	24
Trace interface	25
Configuration	25
Trace verbosity levels	26
Trace format string specification	26
C++ interface	31
C interface	37
C# interface	43
Python interface	47
Telemetry interface	50
Configuration	50
C++ interface	51
C interface	54
C# interface	57
Python interface	60
Sharing P7 instances	62
Process crush handling	63
Compilation	64
Windows example script (Visual studio 2015 x64):	64
Linux example script:	64
Problems & solutions	65
SIGBUS error	65

Shared library (dll, so) export functions.....66

Examples67

Introduction

P7 is cross platform library for handling your needs in delivering & storing your trace/log messages and telemetry data (CPU, memory, buffers utilization, threads cyclograms, etc.)

Basic facts:

- C++/C/C#/Python interfaces are available
- Cross platform (Linux x86/x64, Windows x86/x64)
- Speed is priority, library is designed to suit high load (for details see [speed measurement](#) chapter), for example average performance for Intel i7-870 is:
 - 50 000 traces per second - 0,5% CPU, max ~3.3 million traces per second to network, ~10 million traces per second to file
 - 110 000 samples per second - 0,5% CPU, max ~3.8 million per second to network, ~11 million per second to file
- Thread safe
- Unicode support
 - Linux: UTF-8, UTF-32, ANSI characters set
 - Windows: UTF-16, ANSI characters set
- No external dependencies
- High-resolution time stamps (resolution depends on HW high-resolution performance counter, usually it is 100ns)
- Different sinks (transport & storages) are supported:
 - Network (Baical server)
 - Binary file
 - Text file
 - Console
 - Syslog
 - Auto (Baical server if reachable, else – file)
 - Null
- Files rotation setting (by size or time)
- Files max count setting (deleting old files automatically)
- Remote management from Baical server (set verbosity per module, enable/disable telemetry counters)
- Providing maximum information for every trace message:
 - Format string
 - Function name
 - File name
 - File line number
 - Module ID & name (if it was registered)
 - Trace ID
 - Sequence Number
 - Variable arguments
 - Level (error, warning, .. etc.)
 - Time with 100 nanoseconds granularity
 - Current thread ID
 - Current thread name (if it was registered)
 - Current processor number
- Shared memory is used – create your trace and telemetry channels once and access it from any process module or class without passing handles
- Simple way (one function) to flush all P7 buffers for all P7 objects in case of process crush
- Trace & telemetry files have binary format (due to speed requirements – binary files much more compact than raw text), export to text is available
- Library is using asynchronous approach, data processed in separate thread(s)

- Library provides a way to handle system signals (seg. fault, access violation, division by 0, etc.) and save/send remaining buffers to avoid data losses

Directory structure

- Examples (folder with examples for different languages)
 - C
 - Csharp
 - Cpp
 - Python
- Documentation (folder with library documentation)
- Headers (interfaces headers folder, use it for library integration)
 - GTypes.h – main types which are used by P7 (C/C++)
 - P7_Client.h – P7 client interface (C++ only)
 - P7_Telemetry.h – P7 telemetry interface (C++ only)
 - P7_Trace.h – P7 trace interface (C++ only)
 - P7_Extensions.h – P7 extensions types (C++ only)
 - P7_Cproxy.h - P7 client, trace & telemetry proxy interface for C language, use it with static library (lib/a) or shared library (dll/so) integration
 - P7_Version.h – P7 version
- Shared (used for library compilation, not necessary for library integration)
- Sources (source code of the library)
- Tests (library tests)
 - Speed – check the speed of traces & telemetry delivering on your hardware
 - Trace – few stability tests joined into one console application
- Wrappers (interfaces for foreign languages)
 - C#
 - Py
- License.txt – library license
- CMakeLists.txt – CMake (>= v3.8) script file

Components overview


P7 has simple design, and consist of few sub-modules

Channel

Channel is named data stream, used for wrapping user data into internal P7 format. For now there are next channels types are available:

- Telemetry
- Trace

Channel is linked to client and client can create up to 32 independent channels.

 Channel is mostly used for binary data and doesn't provide full features set for text sinks (text file, console, syslog)

Sink


Sink is a data destination (module which provides a way of delivering serialized data from channels to final destination), instantiated once per client.

Library supports next sinks:

- Baical – deliver data directly to Baical server using network
- Binary file – writes all user data into single binary file
- Text file – writes all user data into text file (Windows: UTF-16, Linux: UTF-8)
- Console – writes all user data into console
- Syslog – writes all user using syslog protocol
- Auto – delivers to Baical server if it is reachable otherwise to file
- Null – drops all incoming data, save CPU for the hosting process

Supported sinks may be divided into 2 groups:

- Binary sinks
 - Baical over network
 - Binary file
 - Auto
 - Null
- Text only sinks
 - Text file
 - Console
 - Syslog

 Telemetry is binary format and it isn't *supported by text sinks*.

Performance overview

Library is designed to suit high load and engineers and integrators have to take in account that performance of different sinks *are not equal*, next list sorts sinks from most to less performant:

1. Null (~20M)
2. Binary file (~10M)
3. Baical over network (~3.5M)
4. Text file (~0.9M)
5. Syslog (~0.5M)

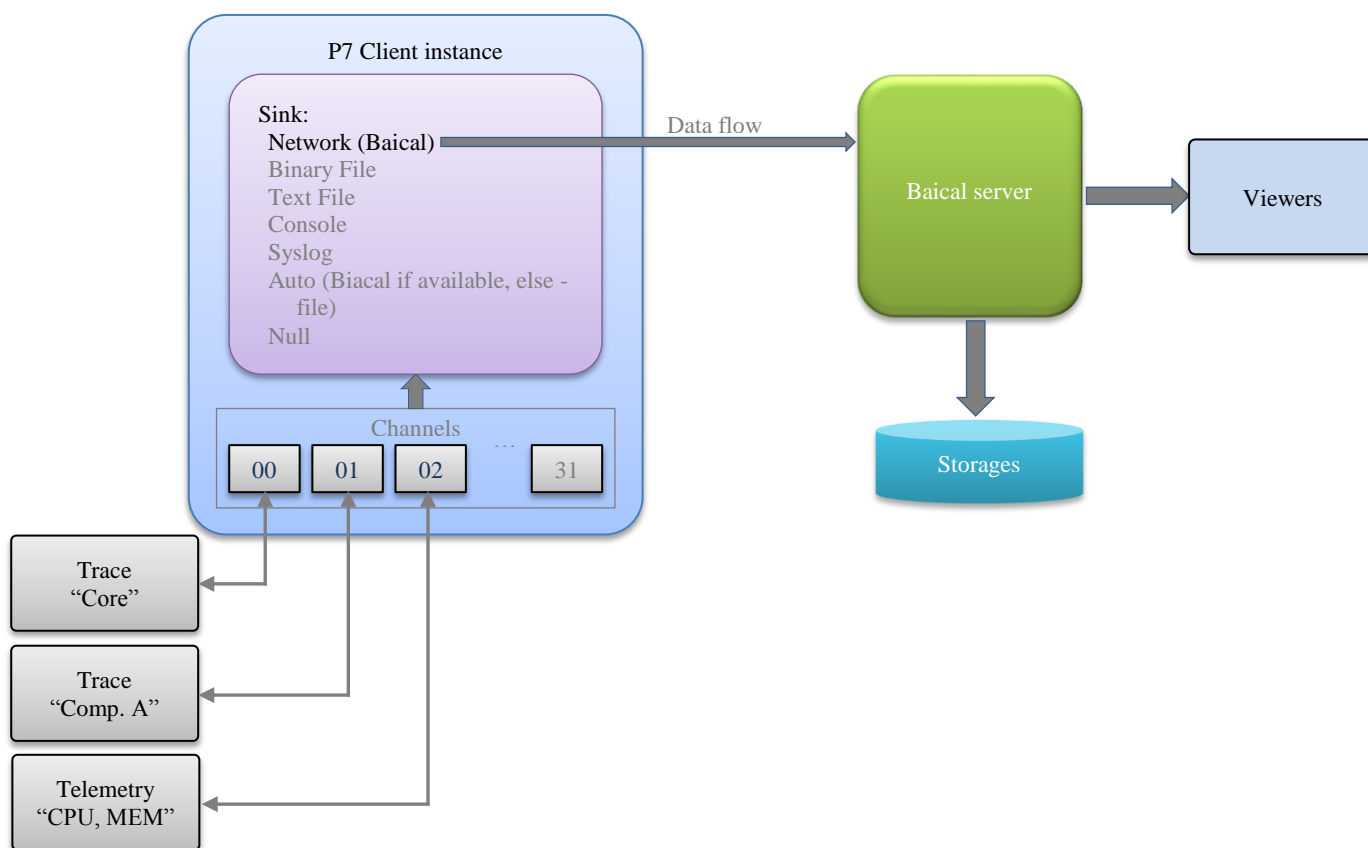
6. Console (~0.1M)

Client

Client – is a core module, it aggregates sink & channels together and manage them. Every client object can handle up to 32 independent channels

Let's take an example (diagram below) – developed application has to writes 2 independent log (trace) streams and 1 telemetry stream, and delivers them directly to Baical. Initialization sequence will be:

1. First of all you need to create P7 Client, and specify parameters for sink and destination address:
`"/P7.Sink=Baical /P7.Addr=127.0.0.1"`
2. Using the client create:
 - a. create first trace channel with name "Core"
 - b. create second trace channel named "Module A"
 - c. create telemetry channel named "CPU, MEM"



Trace

From software engineer point of view trace is a source code line (function with variable arguments list):

```
IP7_Client *_iClient = P7_Create_Client(TM("/P7.Sink=Baical /P7.Addr=127.0.0.1"));
IP7_Trace *_iTrace = P7_Create_Trace(_iClient, TM("TraceChannel"));

_iTrace->P7_TRACE(0, TM("Test trace message #%d"), 0);
...
```

And at another side it looks like that (internal Baical logs):

#	ID	Level	Module	CPU#	Thread	File	Line	Function	Time	Text
1	1025	Debug	Srv (2)	1	Service (0x0ef4)	Main.cpp	372	RoutineSe...	15:55:38.261'251'2	Service thread has been started
2	1026	Trace	Srv (2)	1	Service (0x0ef4)	Main.cpp	373	RoutineSe...	15:55:38.261'253'6	Context has been initialized
3	1027	Debug	Sql (3)	1	Service (0x0ef4)	Main.cpp	339	OpenSqlite	15:55:38.261'257'4	Load Sqlite driver: success
4	1028	Debug	Sql (3)	1	Service (0x0ef4)	Main.cpp	340	OpenSqlite	15:55:38.261'258'7	Enumerating tables
5	1029	Trace	Sql (3)	1	Service (0x0ef4)	Main.cpp	341	OpenSqlite	15:55:38.261'259'8	:: Users, City, Country, Sessions, Items
6	1030	Debug	Sql (3)	1	Service (0x0ef4)	Main.cpp	342	OpenSqlite	15:55:38.261'261'1	Executing main Select query: success
7	1031	Debug	Core ...	0	Core (0x1514)	Main.cpp	175	RoutineCore	15:55:38.261'265'9	Core thread has been started
8	1032	Warni...	Core ...	0	Core (0x1514)	Main.cpp	176	RoutineCore	15:55:38.261'268'3	Context is invalid, reinitializing ...
9	1033	Trace	Core ...	0	Core (0x1514)	Main.cpp	178	RoutineCore	15:55:38.315'266'4	Context initialization -> done
10	1034	Trace	Load...	0	Core (0x1514)	Main.cpp	75	LoadPlugins	15:55:38.315'273'9	Loading plugins:
11	1035	Trace	Load...	0	Core (0x1514)	Main.cpp	76	LoadPlugins	15:55:38.315'275'3	* colorer.dll: Ok
12	1036	Trace	Load...	0	Core (0x1514)	Main.cpp	77	LoadPlugins	15:55:38.315'276'3	* svviewer.dll: Ok
13	1037	Trace	Load...	0	Core (0x1514)	Main.cpp	78	LoadPlugins	15:55:38.315'277'7	* dump.dll: Ok
14	1038	Error	Load...	0	Core (0x1514)	Main.cpp	79	LoadPlugins	15:55:38.315'279'0	* stat.dll: error, wrong plugin version
15	1039	Trace	Load...	0	Core (0x1514)	Main.cpp	80	LoadPlugins	15:55:38.315'280'1	Loading done.
16	1040	Debug	Net (5)	1	Service (0x0ef4)	Main.cpp	325	CheckTim...	15:55:38.767'924'6	Checking sockets: 3 is(are) outdated
17	1041	Info	Net (5)	1	Service (0x0ef4)	Main.cpp	326	CheckTim...	15:55:38.767'929'7	Closing:
18	1042	Info	Net (5)	1	Service (0x0ef4)	Main.cpp	329	CheckTim...	15:55:38.767'934'8	Socket 00005D03
19	1042	Info	Net (5)	1	Service (0x0ef4)	Main.cpp	329	CheckTim...	15:55:38.767'938'5	Socket 00007A5A
20	1042	Info	Net (5)	1	Service (0x0ef4)	Main.cpp	329	CheckTim...	15:55:38.767'942'3	Socket 0000767D
21	1043	Trace	Net (5)	0	Core (0x1514)	Main.cpp	88	AcceptSoc...	15:55:38.784'930'7	Accept network connection: 192.168.2.92
22	1044	Info	Net (5)	0	Core (0x1514)	Main.cpp	89	AcceptSoc...	15:55:38.784'934'4	>> hello
23	1045	Info	Net (5)	0	Core (0x1514)	Main.cpp	97	AcceptSoc...	15:55:38.784'937'8	<< ack.
24	1046	Info	Net (5)	0	Core (0x1514)	Main.cpp	98	AcceptSoc...	15:55:38.784'941'3	Connection is established!
25	1047	Debug	Sql (3)	0	Core (0x1514)	Main.cpp	118	QueryUser	15:55:38.784'945'3	User credentials has been received
26	1048	Debug	Sql (3)	0	Core (0x1514)	Main.cpp	119	QueryUser	15:55:38.784'948'7	Looking for user in database ...
27	1049	Info	Sql (3)	0	Core (0x1514)	Main.cpp	127	QueryUser	15:55:38.784'951'8	User is registered
28	1043	Trace	Net (5)	0	Core (0x1514)	Main.cpp	88	AcceptSoc...	15:55:38.985'901'4	Accept network connection: 192.168.2.92
29	1044	Info	Net (5)	0	Core (0x1514)	Main.cpp	89	AcceptSoc...	15:55:38.985'903'8	>> hello
30	1050	Critical	Net (5)	0	Core (0x1514)	Main.cpp	92	AcceptSoc...	15:55:38.985'908'9	<< ack. is wrong!
31	1051	Error	Net (5)	0	Core (0x1514)	Main.cpp	93	AcceptSoc...	15:55:38.985'912'3	Drop connection
32	1047	Debug	Sql (3)	0	Core (0x1514)	Main.cpp	118	QueryUser	15:55:38.985'914'7	User credentials has been received
33	1048	Debug	Sql (3)	0	Core (0x1514)	Main.cpp	119	QueryUser	15:55:38.985'916'7	Looking for user in database ...

It is very similar to logging, but unlike logging - trace gives your much more freedom, you don't have to choose which information to write, you may write everything (without impacting on application performance, 50k traces per second with 0.5% CPU for example, for details see [Speed test](#) chapter) and then during debugging session use flexible filtering engine to find interesting parts, in this case you will be sure that all necessary information is available for you.

This approach became possible due to P7 performance. Trace module was designed with the idea of performance, especially on small embedded system.

To be able to send so much information next optimizations are used:

- Do not delivers & records duplicated information every time – the most heavy text fields [Format string, Function name, File name, File line number, Module ID] are delivered & recorded once - only for first call (the same information will be transmitted once in case of new connection establishing)
- Do not format trace string on client side, variable arguments formatting is a heavy operation and it will be done on server side by request
- Deliver only changes for every subsequent trace call [variable arguments, sequence number, time with 100ns granularity, current thread, processor core number]

N.B.: The **best performance** is provided by C++ and C interfaces ([release build](#)), C# & Python wrappers provides less performing solutions.

Telemetry

From software engineer's point of view telemetry is a few source code lines:

```
IP7_Client      *l_hClient      = P7_Create_Client(TM("/P7.Sink=Baical /P7.Addr=127.0.0.1"));
IP7_Telemetry   *l_hTelemetry   = P7_Create_Telemetry(l_hClient, TM("AppStatistics"));
tUINT16         l_wCpuId        = 0;
tUINT16         l_wMemId        = 0;
tDOUBLE         l_dbCPU         = 0;
tDOUBLE         l_dbMem         = 0;

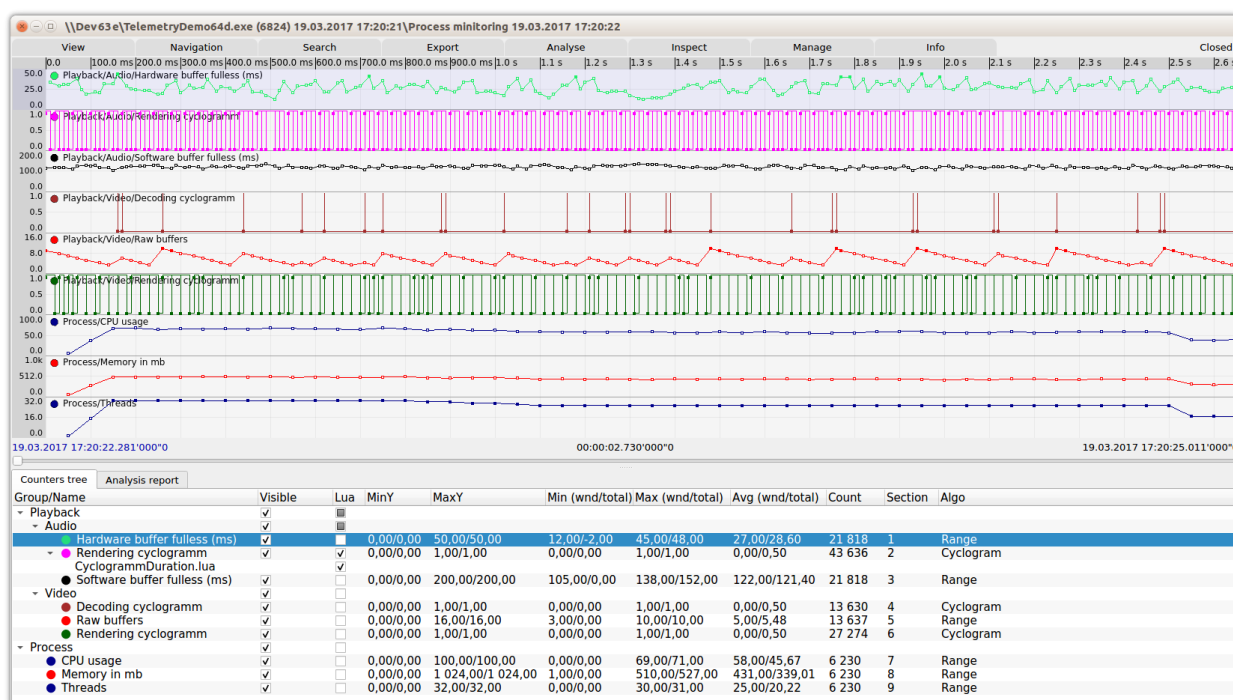
l_hTelemetry->Create(TM("System/CPU"), 0, -1, 100, 90, 1, &l_wCpuId);
l_hTelemetry->Create(TM("System/Mem(mb)"), 0, -1, 500, 450, 1, &l_wMemId);

while (/* ... */)
{
    //query in cycle current CPU & mem values ...
    //l_llCPU = Get_CPU_Utilization()
    //l_llMem = Get_Mem_Utilization()

    //deliver info
    l_pTelemetry->Add(l_wCpuId, l_dbCPU);
    l_pTelemetry->Add(l_wMemId, l_dbMem);

    //do something ...
}
```

And at another side it looks like that:



Telemetry is a simple and fast way to record any dynamically changed values for further or real time analysis on Baical server side. You may use it for a lot of things: system statistics (cpu, memory, hdd, etc.), buffers filling, threads cyclograms or synchronization, mutexes, networks delays, packets sizes, etc. There are plenty of possible usage cases.

Some facts about telemetry:

- Every telemetry channel can handle up to 65535 independent counters
- No (or minimal) impact on application performance – on modern hardware (2014) spend only 300 ns for processing one telemetry sample (add(...) -> network -> Baical srv -> HDD), it is about 220 000 of samples per second with about 1% CPU usage

- You can enable or disable counters online from Baical server – it allows you visualize and record only necessary data
- Every telemetry sample contains 64 bit double precision floating point value & high resolution time stamp

N.B.: The **best performance** is provided by C++ and C interfaces, C# & Python wrappers provides less performing solutions.

Speed tests

P7 library was designed with the idea of performance, such approach allows software engineer to deliver maximum information about program execution in real-time with minimum resources consumption, and next few tests on different platforms will have to confirm this statement.

Test conditions:

- Test application sent traces & telemetry data in cycle & make time measurement
- P7 library use next option `/P7.Sink=Baical`, this means all data goes through network interface to the Baical server (loopback network interface is used)
- Every trace messages contains next fields: format string, function name, file name, file line number, module ID, variable arguments, sequence number, time with 100ns granularity, current thread, module ID, processor core number
- Every telemetry sample contains next fields: counters ID, sample value, sample time with 100ns granularity
- Baical server will receive & save incoming data

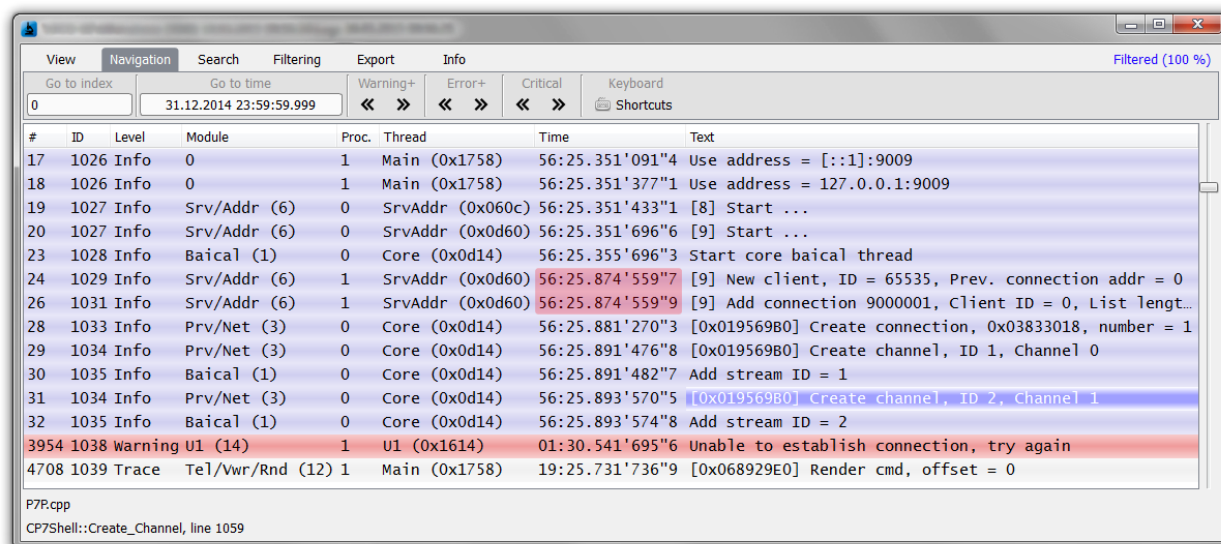
Test results for trace channel:

- *ARM 926EJ (v5)* - 1 000 per second - 0,5% CPU, ~20 000 per second max
- *Intel E8400 (Core 2 duo)* -15 000 per second - 0,5% CPU, ~750 000 per second max
- *Intel i7-870* - 50 000 per second - 0,5% CPU, ~3.3 million per second max

Test results for telemetry channel:

- *ARM 926EJ (v5)* - 2 000 samples per second - 0,5% CPU, ~50 000 per second max
- *Intel E8400 (Core 2 duo)* - 25 000 samples per second - 0,5% CPU, ~1.2 million per second max
- *Intel i7-870* - 110 000 samples per second - 0,5% CPU, ~3.8 million per second max

Next screenshot shows delay between 2 trace messages about 200 nanoseconds on modern hardware (2014):

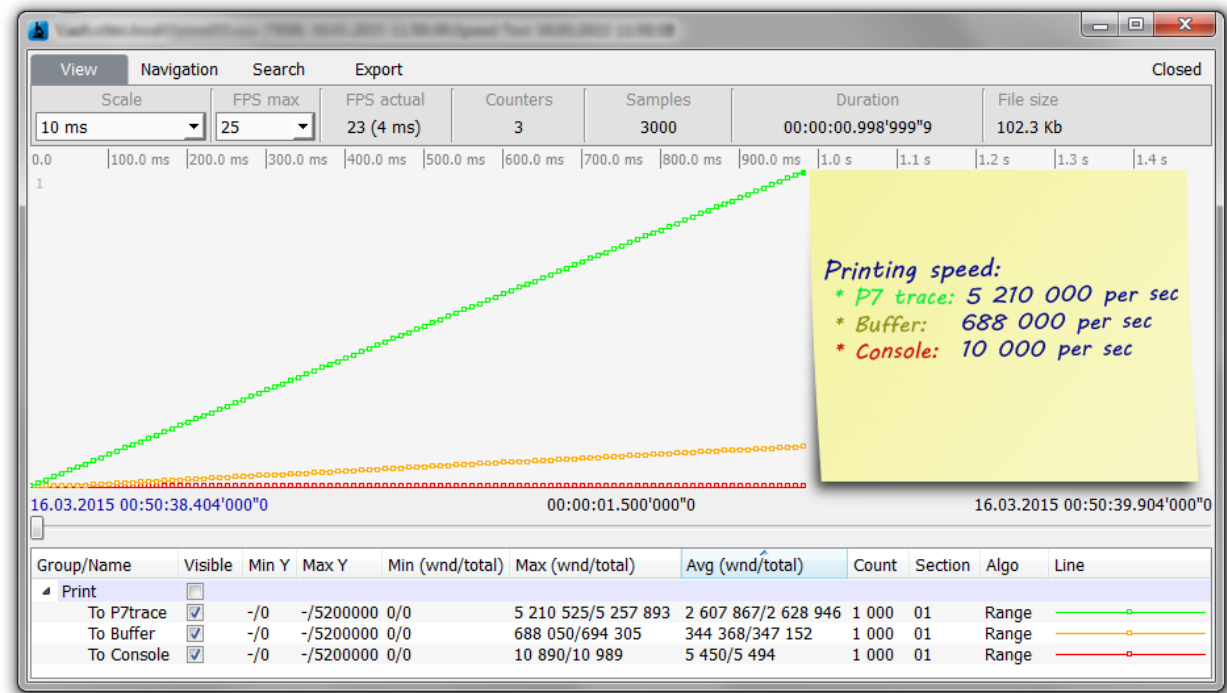


You may build & run your own speed tests to estimate library performance on your hardware and compare the performance of printing to the memory buffer, console and P7 trace channel, to do that you need:

- Compile under Linux or Windows project `<P7 folder>\Tests\Speed`. You can do it by using `P7.sln` for visual studio or linux shell script – `build.sh`
- Generated binaries are located in `<P7 folder>\Binaries`
- Run the generated binary (Windows: `Speed64.exe/Speed32.exe`, Linux: `Speed`)

- Record to local file: >SpeedXXX /P7.Sink=File
- Deliver to Baical server: >SpeedXXX /P7.Sink=Baical /P7.Addr=127.0.0.1

Next diagram shows the test result on Intel i7-870 platform and saving trace messages to file:



Initialization parameters

Initialization parameters is a string like: `"/P7.Sink=Baical /P7.Addr=127.0.0.1 /P7.Pool=4096"`

Initialization parameters are used by every instance of P7 client - when you are going to create your P7 client instance you have to specify parameters for it or pass empty/NULL string to use default values.

You may pass hardcoded parameters directly to the client like that:

```

////////////////////////////////////
//C++
#include "GTypes.h"
#include "P7_Client.h"
int main(int i_iArgC, char* i_pArgV[])
{
    IP7_Client *l_pClient = P7_Create_Client(TM("/P7.Sink=Baical"));
    //...
}
////////////////////////////////////
//C
#include "GTypes.h"
#include "P7_Cproxy.h"
int main(int i_iArgC, char* i_pArgV[])
{
    hp7_Client *l_pClient = P7_Client_Create(TM("/P7.Sink=Baical"));
    //...
}
////////////////////////////////////
//C#
using P7;
namespace CSharp_Example
{
    class Program
    {
        static void Main(string[] args)
        {
            //initialize P7 client
            P7.Client l_pClient = new P7.Client("/P7.Sink=Baical");
        }
    }
}
////////////////////////////////////
#Python
import P7

P7.Register_Client(P7.UTF(u"MyClient"), P7.UTF(u"/P7.Sink=Baical"))
#////////////////////////////////////

```

Or you may pass parameters through command line (if you are using both modes – **console parameters have priority over hardcoded parameters**):

```
>> MyApplication.exe /P7.Sink=Baical /P7.Addr=localhost
```

Next parameters are common for all possible sink:

- `"/P7.Sink"` - Select data flow direction, there are few values:
 - `"Baical"` – deliver to Baical server over network
 - `"FileBin"` – into a binary file, please use Baical to open it
 - `"FileTxt"` – into a text file (Windows: UTF-16, Linux: UTF-8)
 - `"Console"` – into console
 - `"Syslog"` – into syslog
 - `"Auto"` – deliver to Baical if connection is established, otherwise to file (connection timeout is 250 ms)

- “Null” - all data will be dropped

Default value is “Baical”. Example: “/P7.Sink=Auto”

- “/P7.Name” – P7 client instance name, max length is about 96 characters, by default name of host process is used (preferred mode). For script languages where host process is script interpreter you may use this option. Example: “/P7.Name=MyChannel”
- “/P7.On” – option allows enable/disable P7 client, by default P7 is on (1). Example “/P7.On=0”
- “/P7.Verb” – P7 library has internal logging mechanism(OFF by default), using this option you can set logging verbosity and automatically enable logging, next values are available:
 - “0” – info
 - “1” – debug
 - “2” – warning
 - “3” – error
 - “4” – critical

For example “/P7.Verb=0”. For Linux all P7 internal logs will be redirected to console stdout, for Windows folder “P7.Logs” will be created in host process folder and all further logs will be stored there.

- “/P7.Pool” – set maximum memory size available for internal buffers in kilobytes. Minimal 16(kb), maximal is limited by your OS and HW, default value is 4096 (4mb). Example if 1Mb allocation: “/P7.Pool=1024”
- “/P7.Help” – print console help

Next parameters are applicable for “/P7.Sink=Baical” or “/P7.Sink=Auto”:

- “/P7.Addr” – set Baical server network address (IPv4, IPv6, NetBios name). Example: “/P7.Addr=:1”, “/P7.Addr=127.0.0.1”, “/P7.Addr=MyPC”
- “/P7.Port” – set Baical server listening UDP port (default is 9010), example: “/P7.Port=9010”
- “/P7.PSize” – set transport packet size. Min value is 512 bytes, Max - 65535, Default – 512. Example: “/P7.PSize=1472”. Bigger packet allows transmit data with less overhead, but if you specify packet larger than your network MTU – there is a risk of transmission losses. P7 network protocol handles packets damaging and loss and retransmit necessary data chunks, but if packet is bigger than MTU – P7 can’t correctly process such situation for now.
- “/P7.Window” – size of the transmission window in packets, used to optimize transmission speed, usually it is not necessary to modify this parameter. Min value – 1, max value – ((pool size / packet size) / 2).
- “/P7.Eto” –transmission timeout (in seconds) when P7 object has to be closed. Usage scenario:
 - Application sending data to Baical server through P7
 - For some reasons connection with Baical has been lost
 - Some data are still inside P7 buffers and P7 tries to deliver it
 - Application is closed by user and “/P7.Eto” value is used to specify time in second during which P7 will attempts to deliver data reminder.

Next parameters are applicable for “/P7.Sink=FileTxt” or “/P7.Sink=Console” or “/P7.Sink=Syslog”:

- “/P7.Format” – set log item format for text sink, consists of next sub-elements
 - “%cn” – channel name
 - “%id” – message ID
 - “%ix” – message index
 - “%tf” – full time: YY.MM.DD HH.MM.SS.mils.mics.nans
 - “%tm” – medium time: HH.MM.SS.mils.mics.nans
 - “%ts” – time short MM.SS.mils.mics.nans
 - “%td” – time difference between current and prev. one +SS.mils.mics.nans
 - “%tc” – time stamp in 100 nanoseconds intervals
 - “%lv” – log level

- `"%ti"` – thread ID
- `"%tn"` – thread name (if it was registered)
- `"%cc"` – CPU core index
- `"%mi"` – module ID
- `"%mn"` – module name
- `"%ff"` – file name + path
- `"%fs"` – file name
- `"%fl"` – file line
- `"%fn"` – function name
- `"%ms"` – text user message

Example: `/P7.Format="{%cn} [%tf] %lv %ms"`

- `/P7.Facility` – set Syslog facility, for details: <https://tools.ietf.org/html/rfc3164#page-8>

Next parameters are applicable for `/P7.Sink=File` or `/P7.Sink=Auto`:

- `/P7.Dir` – option allows to specify directory where P7 files will be created, if it is not specified process directory will be used, examples: `/P7.Dir=/home/user/logs/`, `/P7.Dir=C:\Logs\`
- `/P7.Roll` – use option to specify files rolling value & type. There are 3 rolling types:
 - Rolling by file size, measured in megabytes (`"mb"` command postfix). Example:
 - `/P7.Roll=100mb`
 - Rolling by logging duration, measured in hours, 1000 hours max (`"hr"` command postfix). Examples:
 - `/P7.Roll=24hr`
 - `/P7.Roll=1hr`
 - Rolling by exact time measured in hours and minutes (`"tm"` command postfix), user can specify one or few rolling times. Examples:
 - `/P7.Roll=10:30tm`
 - `/P7.Roll=12:00,00:00tm`
 - `/P7.Roll=00:00,06:00,12:00,18:00tm`
- `/P7.Files` – option defines maximum P7 logs files in destination folder, in case if count of files is larger than specified value - oldest files will be removed. Default value is 0(OFF), max value – 4096. Example: `/P7.Files=4096`
- `/P7.FSize` – option defines maximum P7 logs files cumulative size in MB in destination folder `/P7.Dir` in case if total size of files is larger than specified value - oldest files will be removed. Default value is 0(OFF), max value – 4294967296. This option working only with `/P7.Roll` option. Example: `/P7.FSize=256`

Next parameters are applicable for all trace channels:

- `/P7.Trc.Verb` – verbosity level for all trace channels and associated modules, has next values:
 - `"0"` – trace
 - `"1"` – debug
 - `"2"` – info
 - `"3"` – warning
 - `"4"` – error
 - `"5"` – critical

Example: `/P7.Trc.Verb=4`

P7 library interfaces

Client interface

Client is a core module of P7 library, working with the library start form client creation. Client is responsible for delivering your traces & telemetry data into final destination.

Every client object can handle up to 32 independent channels.

Number of clients per process is limited by available memory.

C++ interface

Client header file is located in <P7>/Headers/P7_Client.h

P7_Create_Client

Function allows to create P7 client object

```
IP7_Client *P7_Create_Client(const tXCHAR *i_pArgs)
```

Parameters: argument string, see “[Initialization parameters](#)” chapter for details

Return:

- Valid pointer to [IP7_Client](#) interface in case of success
- NULL in case of failure

P7_Get_Shared

This functions allows you to get P7 client instance if it was created by someone else inside current process and shared using [IP7_Client::Share\(...\)](#) function.

Sharing mechanism is very flexible way to redistribute your [IP7_Client](#) object among your modules without passing pointer to it and modification your interfaces, function is thread safe.

```
IP7_Client *P7_Get_Shared(const tXCHAR *i_pName)
```

Parameters: name of previously shared P7 client instance

Return:

- Valid pointer to [IP7_Client](#) interface in case of success
- NULL in case of failure

N.B.: Every successful call of this function increase reference counter value on retrieved [IP7_Client](#) object, **do not forget to call [Release\(\)](#) function**

P7_Set_Crash_Handler

This function setup crash handler to catch and process exceptions like (access violation/segmentation fault, division by zero, pure virtual call, etc.). When crash occurs the handler will call [P7_Exceptional_Flush](#) function automatically, such procedure allows to flush all internal buffers to file/socket right before process exits.

```
void P7_Set_Crash_Handler()
```

P7_Exceptional_Flush

If user wants to handle crash manually – this function HAS TO BE CALLED from user handler.

Function allows flushing (deliver) not delivered/saved P7 buffers for all opened P7 clients and related channels owned by process in CASE OF your app/proc. crush. This function does not call system memory allocation functions only write to file/socket.

Classical scenario: your application has been crushed you catch the moment of crush and call this function once.

To read more about this function & usage scenario you may in chapter [Process crush handling](#)

N.B.: DO NOT USE OTHER P7 FUNCTION AFTER CALLING THIS FUNCTION

```
void P7_Exceptional_Flush()
```

P7_Flush

Call this function if you want to flush manually time to time buffers to disk/network/console.

It will found all sinks in current process and call flush on each of them

```
void P7_Flush()
```

IP7_Client::Add_Ref

Function increase object reference counter

```
tINT32 Add_Ref()
```

Return: object's reference counter new value

IP7_Client::Release

Function decrease object reference counter, object will be destroyed when reference counter is equal to 0.

```
tINT32 Release()
```

Return: object's reference counter new value

IP7_Client::Share

Function allows to share current client instance in address space of current process. Sharing mechanism is very flexible way to redistribute your [IP7_Client](#) object among your modules without passing pointer to it and modification your interfaces, function is thread safe.

```
tBOOL share(const tXCHAR *_pName)
```

Parameters: name of shared P7 client instance, should be unique

Return:

- TRUE – success
- FALSE – failure, the other object with the same name is already shared inside current process

IP7_Client::Flush

Call this function if you want to flush manually time to time buffers to disk/network/console.

```
void Flush()
```

C interface

Client header file is located in <P7>/Headers/P7_Cproxy.h

P7_Client_Create

Function allows to create P7 client object

```
hp7_client P7_Client_Create(const tXCHAR *i_pArgs)
```

Parameters: argument string, see “[Initialization parameters](#)” chapter for details

Return:

- Valid handle of P7 client object in case of success
- NULL in case of failure

P7_Client_Get_Shared

This functions allows you to get P7 client instance if it was created by someone else inside current process and shared using [P7_Client_Share\(...\)](#) function.

Sharing mechanism is very flexible way to redistribute your P7 client object among your modules without passing pointer to it and modification your interfaces, function is thread safe.

```
hp7_client P7_Client_Get_Shared(const tXCHAR *i_pName)
```

Parameters: name of previously shared P7 client instance

Return:

- Valid handle of P7 client object in case of success
- NULL in case of failure

N.B.: Every successful call of this function increase reference counter value on retrieved [hp7_client](#) object, **do not forget to call [P7_Client_Release\(...\)](#) function**

P7_Set_Crash_Handler

Function is described in C++ chapter [P7_Set_Crash_Handler](#).

P7_Exceptional_Flush

Function is described in C++ chapter [P7_Exceptional_Flush](#).

P7_Flush

Function is described in C++ chapter [P7_Flush](#).

P7_Client_Add_Ref

Function increase object reference counter

```
tINT32 P7_Client_Add_Ref(hp7_client i_hClient)
```

Parameters: P7 client handle

Return: object's reference counter new value

P7_Client_Release

Function decrease object reference counter, object will be destroyed when reference counter is equal to 0.

```
tINT32 IP7_Client::Release(hP7_Client i_hClient)
```

Parameters: P7 client handle

Return: object's reference counter new value

P7_Client_Share

Function allows to share current client instance in address space of current process. Sharing mechanism is very flexible way to redistribute your P7 client object among your modules without passing pointer to it and modification your interfaces, function is thread safe.

```
tBOOL P7_Client_Share(hP7_Client i_hClient, const tXCHAR *i_pName)
```

Parameters:

- i_hClient – P7 client object handle
- i_pName – name of shared P7 client instance, should be unique

Return:

- TRUE – success
- FALSE – failure, the other object with the same name is already shared inside current process

P7_Client_Flush

Call this function if you want to flush manually time to time buffers to disk/network/console.

```
void P7_Client_Flush(hP7_Client i_hClient)
```

Parameters:

- i_hClient – P7 client object handle

C# interface

C# shell file is located in <P7>/ Wrappers/C#/P7.cs

C# shell depending on P7x64.dll/ P7x32.dll you may generate them by building P7 solution

P7.Client

Constructor allows to create P7 client object

```
P7.Client(String i_sArgs)
```

Parameters: argument string, see “[Initialization parameters](#)” chapter for details

Return:

- Valid P7 client class instance in case of success
- ArgumentNullException(...) in case of failure

P7.Get_Shared

This functions allows you to get P7 client instance if it was created by someone else inside current process and shared using `P7::Client::Share(...)` function.

Sharing mechanism is very flexible way to redistribute your P7 client object among your modules without passing pointer to it and modification your interfaces, function is thread safe.

```
static P7.Client Get_Shared(String i_sName)
```

Parameters: name of previously shared P7 client instance

Return:

- Valid P7::Client instance in case of success
- null in case of failure

P7.Exceptional_Buffers_Flush

Function allows to flush (deliver) not delivered/saved P7 buffers for all opened P7 clients and related channels owned by process in CASE OF your app/proc. crush.

Function is completely described in C++ chapter [P7 Exceptional Flush](#).

```
static void P7.Exceptional_Buffers_Flush()
```

P7.Buffers_Flush

Call this function if you want to flush manually time to time buffers to disk/network/console buffers for all opened P7 clients and related channels owned by process.

```
static void P7.Buffers_Flush()
```

P7.Client.Add_Ref

Function increase object reference counter

```
System.Int32 AddRef()
```

Return: object's reference counter new value

P7.Client.Release

Function decrease object reference counter, object will be destroyed when reference counter is equal to 0.

```
System.Int32 Release()
```

Return: object's reference counter new value

P7.Client.Share

Function allows to share current client instance in address space of current process. Sharing mechanism is very flexible way to redistribute your P7 client object among your modules without passing pointer to it and modification your interfaces, function is thread safe.

```
bool Share(String i_sName)
```

Parameters: name of shared P7 client instance, should be unique

Return:

- true – success
- false – failure, the other object with the same name is already shared inside current process

P7.Client.Flush

Call this function if you want to flush manually time to time buffers to disk/network/console internal P7 buffers for current client

```
void Flush()
```

Python interface

Python shell file is located in <P7>/ Wrappers/Py/P7.py

Python shell depending on p7-shared.dll (Windows) and p7-shared.so (Linux) you may generate them by building P7 library

Importing

To import P7 Python shell you have to specify “P7_Bin” environment variable, using that path P7 python shell will find P7 dll/so shared library, and update system path by P7.py directory.

Here is an example:

```
import sys;
import os;

#-----
#Loading P7 module by relative path and update PATH system env. variable to be
#able to load P7Client_XX.dll/SO
l_sPath = os.path.dirname(os.path.realpath(__file__)) + "../../../Wrappers/Py/";
if l_sPath not in sys.path:
    sys.path.insert(0, l_sPath)

l_sPath = os.path.dirname(os.path.realpath(__file__)) + "../../../Binaries/";
if l_sPath not in os.environ['PATH']:
    os.environ['PATH'] += os.pathsep + l_sPath;
os.environ['P7_BIN'] = l_sPath;

import P7;
```

P7.Register_Client

Function allows to register P7 client in address space of current python session (execution one or group of depended scripts)

```
bool P7.Register_Client(i_sName, i_sArgs = None)
```

Parameters:

- i_sName – name of P7 client, should be unique, used for sharing P7 client in address space of current python session
- i_sArguments – argument string, see “[Initialization parameters](#)” chapter for details

Return:

- True in case of success
- False in case of failure

Trace interface

Configuration

For fine configuration and controlling of trace channel special structure is defined:

```
typedef void (__cdecl *fnTrace_Verbosity)(void *i_pContext,
                                           hp7_Trace_Module i_hModule,
                                           tUINT32 i_dwVerbosity);
typedef tUINT64 (__cdecl *fnGet_Time_Stamp)(void *i_pContext);
typedef void (__cdecl *fnConnect)(void *i_pContext, tBOOL i_bConnected);

typedef struct
{
    void *pContext;
    tUINT64 qwTimestamp_Frequency;
    fnGet_Time_Stamp pTimestamp_Callback;
    fnTrace_Verbosity pVerbosity_Callback;
    fnConnect pConnect_Callback;
} stTrace_Conf;
```

Parameters:

- pContext – used defined context pointer, will be used with all callbacks
- qwTimestamp_Frequency – in most of the cases trace channel uses hi precision system timestamps, but if you want to use more precise time stamp please fill this field with your time precision in Hz. This parameter has to be used only together with pTimestamp_Callback function. Separate usage isn't allowed. Put 0 to use default system timestamp.
- pTimestamp_Callback – call back to retrieve current user defined timestamp, will be called for **every** trace item – so function should not bring performance penalties. Put **NULL** to use default system timestamp.
- pVerbosity_Callback – call back function to be called when verbosity for module has been changed (trace, debug, error, ... etc.) remotely from Baical. **NULL** is default value
- pConnect_Callback – call back function to be called when connection state has been changed. **NULL** is default value

fnTrace_Verbosity function parameters:

- i_pContext – context passed to stTrace_Conf structure
- i_hModule – trace [module](#)
- i_dwVerbosity – new [verbosity](#) value

fnGet_Time_Stamp function parameters:

- i_pContext – context passed to stTrace_Conf structure

Return: timestamp value, 64 bits

fnConnect function parameters:

- i_pContext – context passed to stTrace_Conf structure
- i_bConnect – connection state TRUE = ON, FALSE = OFF

Trace verbosity levels

C++ trace levels are described in header file is located in <P7>/Headers/P7_Trace.h

```
enum eP7Trace_Level
{
    EP7TRACE_LEVEL_TRACE          = 0,
    EP7TRACE_LEVEL_DEBUG          ,
    EP7TRACE_LEVEL_INFO           ,
    EP7TRACE_LEVEL_WARNING        ,
    EP7TRACE_LEVEL_ERROR          ,
    EP7TRACE_LEVEL_CRITICAL       ,
    EP7TRACE_LEVEL_COUNT          ,
};
```

C trace levels are described in header file is located in <P7>/Headers/P7_Cproxy.h

```
#define P7_TRACE_LEVEL_TRACE    0
#define P7_TRACE_LEVEL_DEBUG    1
#define P7_TRACE_LEVEL_INFO     2
#define P7_TRACE_LEVEL_WARNING  3
#define P7_TRACE_LEVEL_ERROR    4
#define P7_TRACE_LEVEL_CRITICAL 5
```

Trace format string specification

C++/C interfaces supports variable arguments format string, like `Trace("Value = %d, %08x", 10, 20)`.

A format specification, which consists of optional and required fields, has the following form:

```
%[flags][width][.precision][Size modifier]type
```

Each field of the format specification is a character or a number that signifies a particular format option or conversion specifier. The required type character specifies the kind of conversion to be applied to an argument. The optional *flags*, *width*, and *precision* fields control additional format aspects. A basic format specification **contains only** the *percent sign* and a *type character*.

Flags

In a format specification, the first optional field is flags. A flag directive is a character that specifies output justification and output of signs, blanks, leading zeros, decimal points, and octal and hexadecimal prefixes. More than one flag directive may appear in a format specification, and flags can appear in any order.

Flag	Meaning	Default
-	Left align the result within the given field width	Right align
+	Use a sign (+ or -) to prefix the output value if it is of a signed type	Sign appears only for negative signed values (-).
space " "	Use a blank to prefix the output value if it is signed and positive. The blank is ignored if both the blank and + flags appear.	No blank appears.
#	When it's used with the o, x, or X format, the # flag uses 0, 0x, or 0X, respectively, to prefix any nonzero output value.	No blank appears.
	When it's used with the e, E, f, a or A format, the # flag forces the output value to contain a decimal point.	Decimal point appears only if digits follow it.
	When it's used with the g or G format, the # flag forces	Decimal point appears only if

	the output value to contain a decimal point and prevents the truncation of trailing zeros.	digits follow it. Trailing zeros are truncated.
	Ignored when used with <code>c</code> , <code>d</code> , <code>i</code> , <code>u</code> , or <code>s</code> .	
0	If <code>width</code> is prefixed by 0, leading zeros are added until the minimum width is reached. If both 0 and <code>-</code> appear, the 0 is ignored. If 0 is specified as an integer format (<code>i</code> , <code>u</code> , <code>x</code> , <code>X</code> , <code>o</code> , <code>d</code>) and a precision specification is also present—for example, <code>%04.d</code> —the 0 is ignored.	No padding.

Width

In a format specification, the second optional field is the width specification. The `width` argument is a non-negative decimal integer that controls the minimum number of characters that are output. If the number of characters in the output value is less than the specified width, blanks are added to the left or the right of the values—depending on whether the left alignment flag (`-`) is specified—until the minimum width is reached. If `width` is prefixed by 0, leading zeros are added to integer or floating-point conversions until the minimum width is reached, except when conversion is to an infinity or NAN.

The width specification never causes a value to be truncated. If the number of characters in the output value is greater than the specified width, or if width is not given, all characters of the value are output, subject to the precision specification.

If the `width` specification is an asterisk (*), an `int` argument from the argument list supplies the value. The `width` argument must precede the value that's being formatted in the argument list, as shown in this example:

```
printf("%0*d", 2, 3); /* => 03 is output */
```

A missing or small `width` value in a format specification does not cause the truncation of an output value. If the result of a conversion is wider than the `width` value, the field expands to contain the conversion result.

Precision

In a format specification, the third optional field is the `precision` specification. It consists of a period (.) followed by a non-negative decimal integer that, depending on the conversion type, specifies the number of string characters, the number of decimal places, or the number of significant digits to be output.

Unlike the `width` specification, the `precision` specification can cause either truncation of the output value or rounding of a floating-point value. If `precision` is specified as 0 and the value to be converted is 0, the result is no characters output, as shown in this example:

```
printf("%.0d", 0); /* => No characters output */
```

If the `precision` specification is an asterisk (*), an `int` argument from the argument list supplies the value. In the argument list, the `precision` argument must precede the value that's being formatted, as shown in this example:

```
printf("%.*f", 3, 3.14159265); /* => 3.142 is output */
```

The type determines either the interpretation of precision or the default precision when precision is omitted, as shown in the following table.

Type	Meaning	Default
a,A	The precision specifies the number of digits after the point.	Default precision is 6. If precision is 0, no decimal point is printed unless the # flag is used.
d, i, u, o, x, X, b	The precision specifies the minimum number of digits to be printed. If the number of digits in the argument is less than <code>precision</code> , the output value is padded on the left with zeros. The value is not truncated when the number of digits exceeds <code>precision</code> .	Default precision is 1.
e, E	The precision specifies the number of digits to be printed after the decimal point. The last printed digit is rounded.	Default precision is 6. If <code>precision</code> is 0 or the period (.) appears without a number following it, no decimal point is printed.
f	The precision value specifies the number of digits after the decimal point. If a decimal point appears, at least one digit appears before it. The value is rounded to the appropriate number of digits.	Default precision is 6. If <code>precision</code> is 0, or if the period (.) appears without a number following it, no decimal point is printed.
g, G	The precision specifies the maximum number of significant digits printed.	Six significant digits are printed, and any trailing zeros are truncated.
s	Not supported yet. The precision specifies the maximum number of characters to be printed. Characters in excess of precision are not printed.	Characters are printed until a null character is encountered.

Size

In a format specification, the 4th field is an argument size modifier.

The `size` field is optional for some argument types. When no size prefix is specified, the formatter consumes integer arguments—for example, signed or unsigned `char`, `short`, `int`, `long`, and enumeration types—as 32-bit `int` types, and floating-point arguments are consumed as 64-bit `double` types. This matches the default argument promotion rules for variable argument lists.

Some types are different sizes in 32-bit and 64-bit code. For example, `size_t` is 32 bits long in code compiled for x86, and 64 bits in code compiled for x64.

Size prefix	Type specifier	Size in bytes
hh	d,b,i,o,u,x,X	1
h	d,b,i,o,u,x,X	2
	s	1 (ANSI string)
	c	1 (ANSI char)
I32	d,b,i,o,u,x,X	4
l	d,b,i,o,u,x,X	4
	s	Windows: 2 (UTF16) Linux: 4 (UTF32)
	c	Windows: 2 (UTF16) Linux: 4 (UTF32)
ll, I64	d,b,i,o,u,x,X	8
l,z,t	d,b,i,o,u,x,X	X64 System: 8

		X32 System: 4
j	d,b,i,o,u,x,X	uintmax_t, intmax_t It is not recommended to use this size prefix due to compilers specifics.

Type

A character that specifies the type of conversion to be applied. The conversion specifiers and their meanings are:

Type character	Argument	Output format
c	character	character
d	Integer	Signed decimal integer.
b	Integer	Unsigned binary integer. Warning: this type isn't standard one!
i	Integer	Signed decimal integer.
o	Integer	Unsigned octal integer.
u	Integer	Unsigned decimal integer.
x	Integer	Unsigned hexadecimal integer; uses "abcdef."
X	Integer	Unsigned hexadecimal integer; uses "ABCDEF."
s	String	Windows: s, ls : wchar_t argument is expected (UTF-16) hs: char argument is expected (ANSI) Linux: s: char argument is expected (UTF-8) hs: char argument is expected (ANSI) ls: wchar_t argument is expected (UTF-32)
e,E	Floating-point	The double argument is rounded and converted in the style [-]d.ddde±dd where there is one digit before the decimal-point character and the number of digits after it is equal to the precision; if the precision is missing, it is taken as 6; if the precision is zero, no decimal-point character appears. An E conversion uses the letter E (rather than e) to introduce the exponent. The exponent always contains at least two digits; if the value is zero, the exponent is 00.
f	Floating-point	The double argument is rounded and converted to decimal notation in the style [-]ddd.ddd, where the number of digits after the decimal-point character is equal to the precision specification. If the precision is missing, it is taken as 6; if the precision is explicitly zero, no decimal-point character appears. If a decimal point appears, at least one digit appears before it.
g, G	Floating-point	The double argument is converted in style f or e (or F or E for G conversions). The precision specifies the number of significant digits. If the precision is missing, 6 digits are given; if the precision is zero, it is treated as 1. Style e is used if the exponent from its conversion is less than -4 or greater than or equal to the precision. Trailing zeros are removed from the fractional part of the result; a decimal point appears only if it is followed by at least one digit.
a, A	Floating-point	For a conversion, the double argument is converted to hexadecimal notation (using the letters abcdef) in the style [-]0xh.hhhhp±; for A conversion the prefix 0X, the letters ABCDEF, and the exponent separator P is used. There is one hexadecimal digit before the decimal point, and the number of digits after it is equal to the

		precision. The default precision suffices for an exact representation of the value if an exact representation in base 2 exists and otherwise is sufficiently large to distinguish values of type double. The digit before the decimal point is unspecified for nonnormalized numbers, and nonzero but otherwise unspecified for normalized numbers.
p	Pointer type	Displays the argument as an address in hexadecimal digits. The void * pointer argument is printed in hexadecimal (as if by %#X or %#lX)

C++ interface

Trace header file is located in <P7>/Headers/P7_Trace.h

P7_Create_Trace

Function allows to create [IP7_Trace](#) object

```
IP7_Trace* P7_Create_Trace(IP7_Client *i_pClient,
                          const tXCHAR *i_pName,
                          const stTtrace_Conf *i_pConf = NULL)
```

Parameters:

- i_pClient – pointer to client object
- i_pName – name of the trace channel
- i_pConf – trace channel [configuration](#), optional

Return:

- Valid pointer to [IP7_Trace](#) object in case of success
- NULL in case of failure

P7_Get_Shared_Trace

This functions allows you to get P7 trace instance if it was created by someone else inside current process and shared using [IP7_Trace::Share\(...\)](#) function.

Sharing mechanism is very flexible way to redistribute your [IP7_Trace](#) object among your modules without passing pointer to it and modification your interfaces, function is thread safe.

```
IP7_Trace *P7_Get_Shared_Trace(const tXCHAR *i_pName)
```

Parameters: name of previously shared P7 trace instance

Return:

- Valid pointer to [IP7_Trace](#) interface in case of success
- NULL in case of failure

N.B.: Every successful call of this function increase reference counter value on retrieved [IP7_Trace](#) object, **do not forget to call [Release\(\)](#) function**

IP7_Trace::Add_Ref

Function increase object reference counter

```
tINT32 Add_Ref()
```

Return: object's reference counter new value

IP7_Trace::Release

Function decrease object reference counter, object will be destroyed when reference counter is equal to 0.

```
tINT32 Release()
```

Return: object's reference counter new value

IP7_Trace::Register_Thread

Function register thread name using it ID, used to match later on Baical side thread ID and human readable thread name. Call this function when new thread is created and do not forget to call `Unregister_Thread` when thread has to be closed.

```
tBOOL Register_Thread(const tXCHAR *i_pName, tUINT32 i_dwThreadId)
```

Parameters:

- `i_pName` – thread name
- `i_dwThreadId` – ID of the thread, if `i_dwThreadId == 0` then current thread ID will be used.

Return:

- `TRUE` – success
- `FALSE` – failure

IP7_Trace::Unregister_Thread

Function unregister thread, used to match later on Baical side thread ID and human readable thread name.

```
tBOOL Unregister_Thread(tUINT32 i_dwThreadId)
```

Parameters:

- `i_dwThreadId` – ID of the thread, if `i_dwThreadId == 0` then current thread ID will be used.

Return:

- `TRUE` – success
- `FALSE` – failure

IP7_Trace::Register_Module

Function register application module. If application or library which uses P7 contains different parts (modular architecture) you may use this function. It allows you:

- To have nice output on Baical side, in addition to module ID – module name will be printed for every trace message
- Independent verbosity level management for every module. Module verbosity may be set online through Baical.

Usage of this function does not have an impact on performance of traces, modules information are transmitted only once.

```
tBOOL Register_Module(const tXCHAR *i_pName, IP7_Trace::hModule *o_hModule)
```

Parameters:

- `i_pName` – module name (case sensitive), if module with the same name is already exist – handle to that module will be returned
- `o_pModule` – module handle (output).

Return:

- TRUE – success
- FALSE – failure

IP7_Trace::Set_Verbosity

Function sets trace channel verbosity level, all traces with less priority will be rejected, you may set verbosity level on-line from Baical server.

If module is NULL sets default channel verbosity.

Verbosity levels are described in chapter [Trace verbosity levels](#).

```
void Set_Verbosity(IP7_Trace::hModule i_hModule, eP7Trace_Level i_eVerbosity)
```

Parameters:

- i_hModule – module handle, if handle is NULL global verbosity will be set for whole P7.Trace object
- i_eVerbosity – [trace verbosity levels](#).

IP7_Trace::Get_Verbosity

Function gets trace channel verbosity level for specific module, if module is NULL returns default channel verbosity.

Verbosity levels are described in chapter [Trace verbosity levels](#).

```
eP7Trace_Level Get_Verbosity(IP7_Trace::hModule i_hModule)
```

Return: [trace verbosity levels](#).

Parameters:

- i_hModule – module handle, if handle is NULL global verbosity will be set for whole P7.Trace object

IP7_Trace::Share

Function allows to share current P7 trace instance in address space of current process. Sharing mechanism is very flexible way to redistribute your [IP7_Trace](#) object among your modules without passing pointer to it and modification your interfaces, function is thread safe.

```
tBOOL Share(const tXCHAR *i_pName)
```

Parameters: name of shared P7 client instance, should be unique

Return:

- TRUE – success
- FALSE – failure, the other object with the same name is already shared inside current process

IP7_Trace::Trace

Function sent trace message, it has variable arguments list.

```
tBOOL Trace(tUINT16 i_wTrace_ID,
            eP7Trace_Level i_eLevel,
            IP7_Trace::hModule i_hModule,
            tUINT16 i_wLine,
            const char *i_pFile,
```

```
const char      *i_pFunction,
const tXCHAR    *i_pFormat,
...
)
```

Parameters:

- `i_wTrace_ID` – hardcoded trace ID, possible range is [0 .. 1023]. This ID is used to match trace data and trace format string on server side. You can specify this parameter in range [1..1023] if you want to send a trace as quickly as possible. Otherwise you can put 0 - and this function will work a little bit slowly, and ID will be auto-calculated
- `i_eLevel` – trace level (error, warning, debug, etc). Described in chapter [Trace verbosity levels](#)
- `i_hModule` – module handle, it is useful for further filtering on Baical side, may be NULL
- `i_wLine` – source file line number from where your trace is called (C/C++ preprocessor macro `__LINE__`)
- `i_pFile` – source file line number from where your trace is called (C/C++ preprocessor macro `__FILE__`)
- `i_pFunction` – source file name from where your trace is called. (C/C++ preprocessor macro `__FUNCTION__`)
- `i_pFormat` – format string (like "Value = %d, %08x"). Described in chapter [Trace format string](#)
- ... - variable arguments

Return:

- TRUE – success
- FALSE – failure, there are few possible reasons for failure (for details see logs):
 - No free buffers to store new trace, P7 client do not have enough time to deliver all trace/telemetry messages and there is no free buffers
 - Baical server is not available (if Sink is Baical)
 - No free space on HDD (if Sink is file)

N.B.: DO NOT USE VARIABLES for format string, file name, function name! You should always use CONSTANT TEXT like "My Format %d, %s", "myfile.cpp", "myfunction"

To simplify function call you may use macro defined in `<P7>/Headers/P7_Trace.h`:

- P7_TRACE
- P7_DEBUG
- P7_INFO
- P7_WARNING
- P7_ERROR
- P7_CRITICAL

IP7_Trace::Trace_Embedded

Function is similar to `Trace(...)` function, but intended for embedding into existing logging/trace function inside your code.

```
tBOOL Trace_Embedded(tUINT16      i_wTrace_ID,
ep7Trace_Level      i_eLevel,
IP7_Trace::hModule  i_hModule,
tUINT16             i_wLine,
const char          *i_pFile,
const char          *i_pFunction,
va_list             *i_pVaList
)
```

Parameters:

- `i_wTrace_ID` – hardcoded trace ID, possible range is [0 .. 1023]. This ID is used to match trace data and trace format string on server side. You can specify this parameter in range [1..1023] if you want to send a trace as quickly as possible. Otherwise you can put 0 - and this function will work a little bit slowly, and ID will be auto-calculated
- `i_eLevel` – trace level (error, warning, debug, etc). Described in chapter [Trace verbosity levels](#)
- `i_hModule` – module handle, it is useful for further filtering on Baical side, may be NULL
- `i_wLine` – source file line number from where your trace is called (C/C++ preprocessor macro `__LINE__`)
- `i_pFile` – source file line number from where your trace is called (C/C++ preprocessor macro `__FILE__`)
- `i_pFunction` – source file name from where your trace is called. (C/C++ preprocessor macro `__FUNCTION__`)
- `i_pVaList` – address of variable arguments list

Return:

- TRUE – success
- FALSE – failure, there are few possible reasons for failure (for details see logs):
 - No free buffers to store new trace, P7 client do not have enough time to deliver all trace/telemetry messages and there is no free buffers
 - Baical server is not available (if Sink is Baical)
 - No free space on HDD (if Sink is file)

N.B.: DO NOT USE VARIABLES for format string, file name, function name! You should always use CONSTANT TEXT like "My Format %d, %s", "myfile.cpp", "myfunction"

IP7_Trace::Trace_Managed

Function is similar to `Trace(...)` function, but intended for usage with managed languages like C#, python, VB, etc. It is not so efficient like `Trace()` or `Trace_Embedded()` functions (about 25% less efficient)

```
tBOOL Trace_Managed(tUINT16      i_wTrace_ID,
                    eP7Trace_Level i_eLevel,
                    IP7_Trace::hModule i_hModule,
                    tUINT16      i_wLine,
                    const tXCHAR  *i_pFile,
                    const tXCHAR  *i_pFunction,
                    const tXCHAR  *i_pMessage
                    )
```

Parameters:

- `i_wTrace_ID` – hardcoded trace ID, possible range is [0 .. 1023]. This ID is used to match trace data and trace format string on server side. You can specify this parameter in range [1..1023] if you want to send a trace as quickly as possible. Otherwise you can put 0 - and this function will work a little bit slowly, and ID will be auto-calculated
- `i_eLevel` – trace level (error, warning, debug, etc). Described in chapter [Trace verbosity levels](#)
- `i_hModule` – module handle, it is useful for further filtering on Baical side, may be NULL
- `i_wLine` – source file line number from where your trace is called (C/C++ preprocessor macro `__LINE__`)
- `i_pFile` – source file line number from where your trace is called (C/C++ preprocessor macro `__FILE__`)
- `i_pFunction` – source file name from where your trace is called. (C/C++ preprocessor macro `__FUNCTION__`)
- `i_pMessage` – trace text message

Return:

- TRUE – success
- FALSE – failure, there are few possible reasons for failure (for details see logs):
 - No free buffers to store new trace, P7 client do not have enough time to deliver all trace/telemetry messages and there is no free buffers
 - Baical server is not available (if Sink is Baical)
 - No free space on HDD (if Sink is file)

C interface

Trace header file is located in <P7>/Headers/P7_Cproxy.h

P7_Trace_Create

Function allows to create P7 trace object

```
hP7_Trace P7_Trace_Create(hP7_Client i_hClient,
                        const tXCHAR *i_pName,
                        const stTtrace_Conf *i_pConf = NULL)
```

Parameters:

- i_pClient – client object handle
- i_pName – name of the trace channel
- i_pConf – trace channel [configuration](#), optional

Return:

- Valid handle of P7 trace object in case of success
- NULL in case of failure

P7_Trace_Get_Shared

This functions allows you to get P7 trace instance if it was created by someone else inside current process and shared using [P7_Trace_Share\(...\)](#) function.

Sharing mechanism is very flexible way to redistribute your [hP7_Trace](#) object among your modules without passing pointer to it and modification your interfaces, function is thread safe.

```
hP7_Trace __cdecl P7_Trace_Get_Shared(const tXCHAR *i_pName)
```

Parameters: name of previously shared P7 trace instance

Return:

- Valid [hP7_Trace](#) handle of P7 trace object
- NULL in case of failure

N.B.: Every successful call of this function increase reference counter value on retrieved object handle, **do not forget to call [P7_Trace_Release\(\)](#) function**

P7_Trace_Add_Ref

Function increase object reference counter

```
tINT32 P7_Trace_Add_Ref(hP7_Trace i_hTrace)
```

Parameters:

- i_hTrace – Trace object handle

Return: object's reference counter new value

P7_Trace_Release

Function decrease object reference counter, object will be destroyed when reference counter is equal to 0.

```
tUINT32 P7_Trace_Release(hP7_Trace i_hTrace)
```

Parameters:

- `i_hTrace` – Trace object handle

Return: object's reference counter new value

P7_Trace_Register_Thread

Function register thread name using it ID, used to match later on Baical side thread ID and human readable thread name. Call this function when new thread is created and do not forget to call `P7_Trace_Unregister_Thread` when thread has to be closed.

```
tBOOL P7_Trace_Register_Thread(hP7_Trace i_hTrace, const tXCHAR*i_pName, tUINT32 i_dwThreadId)
```

Parameters:

- `i_hTrace` – Trace object handle
- `i_pName` – thread name
- `i_dwThreadId` – ID of the thread, if `i_dwThreadId == 0` then current thread ID will be used.

Return:

- TRUE – success
- FALSE – failure

P7_Trace_Unregister_Thread

Function unregister thread, used to match later on Baical side thread ID and human readable thread name.

```
tBOOL P7_Trace_Unregister_Thread(hP7_Trace i_hTrace, tUINT32 i_dwThreadId)
```

Parameters:

- `i_hTrace` – Trace object handle
- `i_dwThreadId` – ID of the thread, if `i_dwThreadId == 0` then current thread ID will be used.

Return:

- TRUE – success
- FALSE – failure

P7_Trace_Register_Module

Function register application module. If application or library which uses P7 contains different parts (modular architecture) you may use this function. It allows you:

- To have nice output on Baical side, in addition to module ID – module name will be printed for every trace message

- Independent verbosity level management for every module. Module verbosity may be set online through Baical.

Usage of this function does not have an impact on performance of traces, modules information are transmitted only once.

```
hP7_Trace_Module P7_Trace_Register_Module(hP7_Trace i_hTrace, const tXCHAR *i_pName)
```

Parameters:

- i_hTrace – Trace object handle
- i_pName – module name (case sensitive), if module with the same name is already exist – handle to that module will be returned

Return:

- module handle

P7_Trace_Set_Verbosity

Function sets trace channel verbosity level, all traces with less priority will be rejected, you may set verbosity level on-line from Baical server.

If module is NULL default channel verbosity is set.

```
void P7_Trace_Set_Verbosity(hP7_Trace i_hTrace,
                           hP7_Trace_Module i_hModule,
                           tUINT32 i_dwVerbosity)
```

Parameters:

- i_hTrace – trace object handle
- i_hModule – module handle, if handle is NULL global verbosity will be set for whole P7.Trace object
- i_dwVerbosity – verbosity level, next values are available:
 - P7_TRACE_LEVEL_TRACE (0)
 - P7_TRACE_LEVEL_DEBUG (1)
 - P7_TRACE_LEVEL_INFO (2)
 - P7_TRACE_LEVEL_WARNING (3)
 - P7_TRACE_LEVEL_ERROR (4)
 - P7_TRACE_LEVEL_CRITICAL (5)

P7_Trace_Get_Verbosity

Function gets trace channel verbosity level.

If module is NULL default channel verbosity is provided

```
tUINT32 P7_Trace_Get_Verbosity(hP7_Trace i_hTrace,
                               hP7_Trace_Module i_hModule)
```

Parameters:

- i_hTrace – trace object handle
- i_hModule – module handle, if handle is NULL global verbosity will be set for whole P7.Trace object

Return: verbosity level, next values are available:

- P7_TRACE_LEVEL_TRACE (0)
- P7_TRACE_LEVEL_DEBUG (1)
- P7_TRACE_LEVEL_INFO (2)
- P7_TRACE_LEVEL_WARNING (3)
- P7_TRACE_LEVEL_ERROR (4)
- P7_TRACE_LEVEL_CRITICAL (5)

P7_Trace_Share

Function allows to share current client instance in address space of current process. Sharing mechanism is very flexible way to redistribute your P7 trace object among your modules without passing pointer to it and modification your interfaces, function is thread safe.

```
tBOOL P7_Trace_Share(hP7_Trace i_hTrace, const tXCHAR *i_pName)
```

Parameters:

- i_hTrace – trace object handle
- i_pName – name of shared P7 client instance, should be unique

Return:

- TRUE - success
- FALSE – failure, the other object with the same name is already shared inside current process

P7_Trace_Add

Function sent trace message, it has variable arguments list.

```
tBOOL P7_Trace_Add(hP7_Trace i_hTrace,
                  tUINT16 i_wTrace_ID,
                  tUINT32 i_dwLevel,
                  hP7_Trace_Module i_hModule,
                  tUINT16 i_wLine,
                  const char *i_pFile,
                  const char *i_pFunction,
                  const tXCHAR *i_pFormat,
                  ...
                  )
```

Parameters:

- i_hTrace – trace object handle
- i_wTrace_ID – hardcoded trace ID, possible range is [0 .. 1023]. This ID is used to match trace data and trace format string on server side. You can specify this parameter in range [1..1023] if you want to send a trace as quickly as possible. Otherwise you can put 0 - and this function will work a little bit slowly, and ID will be auto-calculated
- i_eLevel – trace level (error, warning, debug, etc). Described in chapter [Trace verbosity levels](#)
- i_hModule – module handle, it is useful for further filtering on Baical side, may be NULL
- i_wLine – source file line number from where your trace is called (C/C++ preprocessor macro `__LINE__`)
- i_pFile – source file line number from where your trace is called (C/C++ preprocessor macro `__FILE__`)
- i_pFunction – source file name from where your trace is called. (C/C++ preprocessor macro `__FUNCTION__`)
- i_pFormat – format string (like "Value = %d, %08x"). Described in chapter [Trace format string](#)
- ... - variable arguments

Return:

- TRUE - success
- FALSE – failure, there are few possible reasons for failure (for details see logs):
 - No free buffers to store new trace, P7 client do not have enough time to deliver all trace/telemetry messages and there is no free buffers
 - Baical server is not available (if Sink is Baical)
 - No free space on HDD (if Sink is file)

N.B.: DO NOT USE VARIABLES for format string, file name, function name! You should always use CONSTANT TEXT like "My Format %d, %s", "myfile.cpp", "myfunction"

To simplify function call you may use macro P7_TRACE_ADD defined in <P7>/Headers/P7_Cproxy.h.

P7_Trace_Embedded

Function is similar to P7_Trace_Add(...) function, but intended for embedding into existing logging/trace function inside your code.

```
tBOOL P7_Trace_Embedded(hP7_Trace    i_hTrace,
                        tUINT16      i_wTrace_ID,
                        tUINT32      i_dwLevel,
                        hP7_Trace_Module i_hModule,
                        tUINT16      i_wLine,
                        const char    *i_pFile,
                        const char    *i_pFunction,
                        va_list       *i_pVaList
                        )
```

Parameters:

- i_hTrace – trace object handle
- i_wTrace_ID – hardcoded trace ID, possible range is [0 .. 1023]. This ID is used to match trace data and trace format string on server side. You can specify this parameter in range [1..1023] if you want to send a trace as quickly as possible. Otherwise you can put 0 - and this function will work a little bit slowly, and ID will be auto-calculated
- i_eLevel – trace level (error, warning, debug, etc). Described in chapter [Trace verbosity levels](#)
- i_hModule – module handle, it is useful for further filtering on Baical side, may be NULL
- i_wLine – source file line number from where your trace is called (C/C++ preprocessor macro `__LINE__`)
- i_pFile – source file line number from where your trace is called (C/C++ preprocessor macro `__FILE__`)
- i_pFunction – source file name from where your trace is called. (C/C++ preprocessor macro `__FUNCTION__`)
- i_pVaList – address of variable arguments list

Return:

- TRUE - success
- FALSE – failure, there are few possible reasons for failure (for details see logs):
 - No free buffers to store new trace, P7 client do not have enough time to deliver all trace/telemetry messages and there is no free buffers
 - Baical server is not available (if Sink is Baical)
 - No free space on HDD (if Sink is file)

N.B.: DO NOT USE VARIABLES for format string, file name, function name! You should always use CONSTANT TEXT like "My Format %d, %s", "myfile.cpp", "myfunction"

P7_Trace_Managed

Function is similar to P7_Trace_Add (...) function, but intended for usage with managed languages like C#, python, VB, etc. It is not so efficient like P7_Trace_Add () or P7_Trace_Embedded() functions (about 25% less efficient)

```

tBOOL P7_Trace_Managed(hP7_Trace    i_hTrace,
                       tUINT16      i_wTrace_ID,
                       tUINT32      i_dwLevel,
                       hP7_Trace_Module i_hModule,
                       tUINT16      i_wLine,
                       const tXCHAR  *i_pFile,
                       const tXCHAR  *i_pFunction,
                       const tXCHAR  *i_pMessage
                       )

```

Parameters:

- i_hTrace – trace object handle
- i_wTrace_ID – hardcoded trace ID, possible range is [0 .. 1023]. This ID is used to match trace data and trace format string on server side. You can specify this parameter in range [1..1023] if you want to send a trace as quickly as possible. Otherwise you can put 0 - and this function will work a little bit slowly, and ID will be auto-calculated
- i_eLevel – trace level (error, warning, debug, etc). Described in chapter [Trace verbosity levels](#)
- i_hModule – module handle, it is useful for further filtering on Baical side, may be NULL
- i_wLine – source file line number from where your trace is called (C/C++ preprocessor macro __LINE__)
- i_pFile – source file line number from where your trace is called (C/C++ preprocessor macro __FILE__)
- i_pFunction – source file name from where your trace is called. (C/C++ preprocessor macro __FUNCTION__)
- i_pMessage – trace text message

Return:

- TRUE - success
- FALSE – failure, there are few possible reasons for failure (for details see logs):
 - No free buffers to store new trace, P7 client do not have enough time to deliver all trace/telemetry messages and there is no free buffers
 - Baical server is not available (if Sink is Baical)
 - No free space on HDD (if Sink is file)

C# interface

C# shell file is located in <P7>/ Wrappers/C#/P7.cs

C# shell depending on P7x64.dll/ P7x32.dll you may generate them by building P7 solution

P7.Traces

Constructor allows to create P7 trace object

```
P7.Traces Traces(P7.Client i_pClient, String i_sName)
```

Parameters:

- i_pClient – client object class
- i_pName – name of the trace channel

Return:

- P7 trace object in case of success
- ArgumentException(...) or ArgumentNullException(...) in case of failure

P7.Traces.Get_Shared

This functions allows you to get P7 trace instance if it was created by someone else inside current process and shared using `P7::Traces::Share(...)` function.

Sharing mechanism is very flexible way to redistribute your P7 trace object among your modules without passing pointer to it and modification your interfaces, function is thread safe.

```
static P7.Traces Get_Shared(String i_sName)
```

Parameters: name of previously shared P7 trace instance

Return:

- P7 trace object in case of success
- null in case of failure

P7.Traces.Add_Ref

Function increase object reference counter

```
System.Int32 AddRef()
```

Return: object's reference counter new value

P7.Trace.Release

Function decrease object reference counter, object will be destroyed when reference counter is equal to 0.

```
System.Int32 Release()
```

Return: object's reference counter new value

P7.Traces.Register_Thread

Function register thread name using it ID, used to match later on Baical side thread ID and human readable thread name. Call this function when new thread is created and do not forget to call `P7_Trace_Unregister_Thread` when thread has to be closed.

```
bool Register_Thread(String i_sName, UInt32 i_dwThreadID = 0)
```

Parameters:

- `i_sName` – thread name
- `i_dwThread_ID` – ID of the thread, if `i_dwThread_ID == 0` then current thread ID will be used.

Return:

- `true` – success
- `false` – failure

P7.Traces.Unregister_Thread

Function unregister thread, used to match later on Baical side thread ID and human readable thread name.

```
bool Unregister_Thread(UInt32 i_dwThreadID = 0)
```

Parameters:

- `i_dwThread_ID` – ID of the thread, if `i_dwThread_ID == 0` then current thread ID will be used.

Return:

- `TRUE` – success
- `FALSE` – failure

P7.Traces.Register_Module

Function register application module. If application or library which uses P7 contains different parts (modular architecture) you may use this function. It allows you:

- To have nice output on Baical side, in addition to module ID – module name will be printed for every trace message
- Independent verbosity level management for every module. Module verbosity may be set online through Baical.

Usage of this function does not have an impact on performance of traces, modules information are transmitted only once.

```
System.IntPtr Register_Module(String i_sName)
```

Parameters:

- `i_pName` – module name (case sensitive), if module with the same name is already exist – handle to that module will be returned

Return:

- module handle

P7.Traces.Set_Verbosity

Function sets trace channel verbosity level, all traces with less priority will be rejected, you may set verbosity level on-line from Baical server.

If Module is null pointer default verbosity level for channel is set.

```
void Set_Verbosity(System.IntPtr i_hModule, Traces.Level i_eLevel)
```

Parameters:

- `i_hModule` – module handle, if handle is null global verbosity will be set for whole P7.Trace object. To obtain module handle use `P7.Traces.Register_Module()` function
- `i_dwVerbosity` – verbosity level

P7.Traces.Get_Verbosity

Function gets trace channel verbosity level. If Module is null pointer default verbosity level for channel is returned.

```
Traces.Level Get_Verbosity(System.IntPtr i_hModule)
```

Parameters:

- `i_hModule` – module handle, if handle is null global verbosity will be set for whole P7.Trace object. To obtain module handle use `P7.Traces.Register_Module()` function

Return: verbosity level

P7.Traces.Share

Function allows to share current client instance in address space of current process. Sharing mechanism is very flexible way to redistribute your P7 trace object among your modules without passing pointer to it and modification your interfaces, function is thread safe.

```
bool Share(String i_sName)
```

Parameters:

- `i_sName` – name of shared P7 client instance, should be unique

Return:

- TRUE - success
- FALSE – failure, the other object with the same name is already shared inside current process

P7.Traces.Trace

Functions sent trace/debug/warning/error/critical messages.

```
bool Trace (System.IntPtr i_hModule, String i_sMessage)
bool Debug (System.IntPtr i_hModule, String i_sMessage)
bool Info (System.IntPtr i_hModule, String i_sMessage)
bool Warning (System.IntPtr i_hModule, String i_sMessage)
bool Error (System.IntPtr i_hModule, String i_sMessage)
bool Critical (System.IntPtr i_hModule, String i_sMessage)
```

Parameters:

- `i_hModule` – module handle, it is useful for further filtering on Baical side. To obtain module handle use `P7.Traces.Register_Module()` function
- `i_sMessage` – trace message

Return:

- `TRUE` - success
- `FALSE` – failure, there are few possible reasons for failure (for details see logs):
 - No free buffers to store new trace, P7 client do not have enough time to deliver all trace/telemetry messages and there is no free buffers
 - Baical server is not available (if Sink is Baical)
 - No free space on HDD (if Sink is file)

Python interface

Python shell file is located in <P7>/ Wrappers/Py/P7.py

Python shell depending on P7x64.dll/P7x32.dll (Windows) and libP7.so (Linux) you may generate them by building P7 solution under Windows or run build.sh under Linux

Importing

Importing is described in [Client Importing](#) chapter.

P7. Get_Trace_Channel

Function allows to get P7 trace instance by name or create new one.

```
P7.Traces P7.Get_Trace_Channel(i_sTraceName, i_sClientName = None)
```

Parameters:

- i_sTraceName – name of P7 trace instance, should be unique, used for sharing P7 trace in address space of current python session
- i_sClientName – name of the client, registered by function call [Register_Client\(\)](#), may be empty if client with i_sTraceName is already exists, otherwise i_sClientName is used to create new trace object

Return:

- True in case of success
- None in case of failure

P7. Traces.Enable_Stack_Info

Function allows enable/disable collecting stack information (file name & line, function name). Extracting information about stack takes a lot of time, about additional 500 microseconds on modern PC (2014). If you disable stack information - trace functions will be accelerated about 50-150 times depending on python version.

```
P7.Traces.Enable_Stack_Info(self, i_bEnabled)
```

Parameters:

- i_bEnabled – disable – False, enable - True

P7.Traces.Trace

Functions sent trace/debug/info/warning/error/critical messages.

```
P7.Traces.Trace(self, i_hModule, i_sMessage, i_bUseStackInfo = True)
P7.Traces.Debug(self, i_hModule, i_sMessage, i_bUseStackInfo = True)
P7.Traces.Info(self, i_hModule, i_sMessage, i_bUseStackInfo = True)
P7.Traces.warning(self, i_hModule, i_sMessage, i_bUseStackInfo = True)
P7.Traces.Error(self, i_hModule, i_sMessage, i_bUseStackInfo = True)
P7.Traces.Critical(self, i_hModule, i_sMessage, i_bUseStackInfo = True)
```

Parameters:

- i_hModule – module handle, if handle is 0 global verbosity will be set for whole P7.Trace object. To obtain module handle use P7.Traces.Register_Module() function
- i_sMessage – trace message

- `i_bUseStackInfo` – enable or disable stack information, see [P7.Traces.Enable_Stack_Info](#) for details

Return:

- True – success
- False – failure, there are few possible reasons for failure (for details see logs):
 - No free buffers to store new trace, P7 client do not have enough time to deliver all trace/telemetry messages and there is no free buffers
 - Baical server is not available (if Sink is Baical)
 - No free space on HDD (if Sink is file)

P7.Traces.Set_Verbosity

Function sets trace channel verbosity level, all traces with less priority will be rejected, you may set verbosity level on-line from Baical server.

If module is 0 – default channel verbosity is set.

```
P7.Traces.Set_Verbosity(self, i_hModule, i_iLevel)
```

Parameters:

- `i_hModule` – module handle, if handle is null global verbosity will be set for whole P7.Trace object. To obtain module handle use `P7.Traces.Register_Module()` function
- `i_iLevel` – verbosity level, there are next verbosity levels:
 - `P7.Traces.m_iTrace` (0)
 - `P7.Traces.m_iDebug` (1)
 - `P7.Traces.m_iInfo` (2)
 - `P7.Traces.m_iWarning` (3)
 - `P7.Traces.m_iError` (4)
 - `P7.Traces.m_iCritical` (5)

P7.Traces.Get_Verbosity

Function gets trace channel verbosity level.

If module is 0 – default channel verbosity is returned.

```
P7.Traces.Set_Verbosity(self, i_hModule)
```

Parameters:

- `i_hModule` – module handle, if handle is null global verbosity will be set for whole P7.Trace object. To obtain module handle use `P7.Traces.Register_Module()` function

Return: verbosity level, there are next verbosity levels:

- `P7.Traces.m_iTrace` (0)
- `P7.Traces.m_iDebug` (1)
- `P7.Traces.m_iInfo` (2)
- `P7.Traces.m_iWarning` (3)
- `P7.Traces.m_iError` (4)
- `P7.Traces.m_iCritical` (5)

P7.Traces.Register_Module

Function register application module. If application or library which uses P7 contains different parts (modular architecture) you may use this function. It allows you:

- To have nice output on Baical side, in addition to module ID – module name will be printed for every trace message
- Independent verbosity level management for every module. Module verbosity may be set online through Baical.

Usage of this function does not have an impact on performance of traces, modules information are transmitted only once.

```
hModule P7.Traces.Register_Module(self, i_sName)
```

Parameters:

- i_pName – module name (case sensitive), if module with the same name is already exist – handle to that module will be returned

Return:

- module handle (digit)

Telemetry interface

Configuration

For fine configuration and controlling of telemetry channel special structure is defined:

```
typedef void (__cdecl *fnTelemetry_Enable)(void *i_pContext, tUINT16 i_bId, tBOOL i_bEnable);
typedef tUINT64 (__cdecl *fnGet_Time_Stamp)(void *i_pContext);
typedef void (__cdecl *fnConnect)(void *i_pContext, tBOOL i_bConnected);

typedef struct
{
    void *pContext;
    tUINT64 qwTimestamp_Frequency;
    fnGet_Time_Stamp pTimestamp_Callback;
    fnTelemetry_Enable pEnable_Callback;
    fnConnect pConnect_Callback;
} stTelemetry_Conf;
```

Parameters:

- pContext – used defined context pointer, will be used with all callbacks
- qwTimestamp_Frequency – in most of the cases telemetry channel uses hi precision system timestamps, but if you want to use more precise time stamp please fill this field with your time precision in Hz. This parameter has to be used only together with pTimestamp_Callback function. Separate usage isn't allowed. Put **0** to use default system timestamp.
- pTimestamp_Callback – call back to retrieve current user defined timestamp, will be called for **every** telemetry sample – so function should not bring performance penalties. Put **NULL** to use default system timestamp.
- pEnable_Callback – call back function to be called when state of the counter has been changed (ON/OFF) remotely from Baical. **NULL** is default value
- pConnect_Callback – call back function to be called when connection state has been changed. **NULL** is default value

fnTelemetry_Enable function parameters:

- i_pContext – context passed to stTelemetry_Conf structure
- i_bId – counter's ID
- i_bEnable – counter's state TRUE = ON, FALSE = OFF

fnGet_Time_Stamp function parameters:

- i_pContext – context passed to stTelemetry_Conf structure

Return: timestamp value, 64 bits

fnConnect function parameters:

- i_pContext – context passed to stTelemetry_Conf structure
- i_bConnect – connection state TRUE = ON, FALSE = OFF

C++ interface

Trace header file is located in <P7>/Headers/P7_Telemetry.h

P7_Create_Telemetry

Function allows to create P7 telemetry object

```
IP7_Telemetry* P7_Create_Telemetry(IP7_Client *i_pClient,
                                   const tXCHAR *i_pName,
                                   const stTelemetry_Conf *i_pConf = NULL)
)
```

Parameters:

- i_pClient – pointer to client object
- i_pName – name of the telemetry channel
- i_pConf – telemetry channel [configuration](#), use NULL for default values.

Return:

- Valid pointer to [IP7_Telemetry](#) object in case of success
- NULL in case of failure

P7_Get_Shared_Telemetry

This functions allows you to get P7 telemetry instance if it was created by someone else inside current process and shared using [IP7_Telemetry::Share\(...\)](#) function.

Sharing mechanism is very flexible way to redistribute your P7 telemetry object among your modules without passing pointer to it and modification your interfaces, function is thread safe.

```
IP7_Telemetry* P7_Get_Shared_Telemetry(const tXCHAR *i_pName)
```

Parameters: name of previously shared P7 telemetry instance

Return:

- Valid pointer to [IP7_Telemetry](#) interface in case of success
- NULL in case of failure

N.B.: Every successful call of this function increase reference counter value on retrieved [IP7_Telemetry](#) object, **do not forget to call [Release\(\)](#) function**

IP7_Telemetry::Add_Ref

Function increase object reference counter

```
tINT32 Add_Ref()
```

Return: object's reference counter new value

IP7_Telemetry::Release

Function decrease object reference counter, object will be destroyed when reference counter is equal to 0.

```
tINT32 Release()
```

Return: object's reference counter new value

IP7_Telemetry::Share

Function allows to share current P7 telemetry instance in address space of current process. Sharing mechanism is very flexible way to redistribute your P7 telemetry object among your modules without passing pointer to it and modification your interfaces, function is thread safe.

```
tBOOL Share(const tXCHAR *i_pName)
```

Parameters: name of shared P7 telemetry instance, should be unique

Return:

- TRUE – success
- FALSE – failure, the other object with the same name is already shared inside current process

IP7_Tlemetry::Create

Function creates new telemetry counter and return counter's ID. One channel can handle up to 65534 independent counters.

```
tBOOL Create(const tXCHAR *i_pName,
             tDOUBLE      i_dbMin,
             tDOUBLE      i_dbAlarmMin,
             tDOUBLE      i_dbMax,
             tDOUBLE      i_dbAlarmMax,
             tBOOL         i_bOn,
             tUINT16       *o_pID
            )
```

Parameters:

- i_pName - name of counter, max length 64 characters, should be unique for current channel (case sensitive)
- i_dbMin – minimal counter value, helping information for visualization, later you can override it in telemetry viewer
- i_dbAlarmMin – alarm counter value, values below will be highlighted
- i_dbMax – maximal counter value, helping information for visualization, later you can override it in telemetry viewer
- i_dbAlarmMax – alarm counter value, values above will be highlighted
- i_bOn – parameter specifies is counter enabled (1) or disabled (0) by default, later you can enable/disable it in real time from Baical server.
- o_pID – output parameter, receives ID of the counter, this value is used to add samples to the counter

Return:

- TRUE – in case of success
- FALSE – in case of failure, there are few possible reasons:
 - No empty counters, all slots are busy
 - Not valid input parameters
 - Counters name is already used

IP7_Telemetry::Add

Function allows to add counter's sample.

```
tBOOL Add(tUINT16 i_wID, tDOUBLE i_dbValue)
```

Parameters:

- i_wID – counter ID
- i_dbValue – sample value

Return:

- TRUE – in case of success
- FALSE – in case of failure, there are few possible reasons:
 - No network connection (if Sink=Baical)
 - No free HDD space (if Sink=File)
 - Not valid input parameters

IP7_Telemetry::Find

Function finds counter's ID by its name. Search is case sensitive.

```
tBOOL Find(const tXCHAR *i_pName, tUINT16 *o_pID)
```

Parameters:

- i_pName - name of counter
- o_pID – output parameter, receives ID of the counter, this value is used to add samples to the counter

Return:

- TRUE – success, counter is found
- FALSE – failure, no counter with such name

C interface

Trace header file is located in <P7>/Headers/P7_Cproxy.h

P7_Telemetry_Create

Function allows to create P7 telemetry object

```
hP7_Telemetry P7_Telemetry_Create(hP7_Client i_hClient,
                                  const tXCHAR *i_pName,
                                  const stTelemetry_Conf *i_pConf)
)
```

Parameters:

- i_hClient – client object handle
- i_pName – name of the telemetry channel
- i_pConf – telemetry channel [configuration](#), use NULL for default values.

Return:

- Valid handle of P7 telemetry object in case of success
- NULL in case of failure

P7_Telemetry_Get_Shared

This functions allows you to get P7 telemetry instance if it was created by someone else inside current process and shared using [P7_Telemetry_Share\(...\)](#) function.

Sharing mechanism is very flexible way to redistribute your P7 telemetry object among your modules without passing pointer to it and modification your interfaces, [function is thread safe](#).

```
tBOOL P7_Telemetry_Share(hP7_Telemetry i_hTelemetry, const tXCHAR *i_pName)
```

Parameters: name of previously shared P7 telemetry instance

Return:

- Valid handle of P7 telemetry object in case of success
- NULL in case of failure

N.B.: Every successful call of this function increase reference counter value on retrieved P7 telemetry object, **do not forget to call [P7_Telemetry_Release\(\)](#) function**

P7_Telemetry_Add_Ref

Function increase object reference counter

```
tINT32 P7_Telemetry_Add_Ref(hP7_Telemetry i_hTelemetry)
```

Parameters: P7 telemetry handle

Return: object's reference counter new value

P7_Telemetry_Release

Function decrease object reference counter, object will be destroyed when reference counter is equal to 0.

```
tINT32 P7_Telemetry_Release(hP7_Telemetry i_hTelemetry)
```

Parameters: P7 telemetry handle

Return: object's reference counter new value

P7_Telemetry_Share

Function allows to share current P7 telemetry instance in address space of current process. Sharing mechanism is very flexible way to redistribute your P7 telemetry object among your modules without passing pointer to it and modification your interfaces, function is thread safe.

```
tBOOL P7_Telemetry_Share(hP7_Telemetry i_hTelemetry, const tXCHAR *i_pName)
```

Parameters:

- i_hTelemetry – P7 telemetry object handle
- i_pName - name of shared P7 telemetry instance, should be unique

Return:

- TRUE – success
- FALSE – failure, the other object with the same name is already shared inside current process

P7_Tlemetry_Create_Counter

Function create new telemetry counter and return counter's ID, one channel can handle up to 65534 independent counters.

```
tBOOL P7_Telemetry_Create_Counter(hP7_Telemetry i_hTelemetry,
const tXCHAR *i_pName,
tDOUBLE i_dbMin,
tDOUBLE i_dbAlarmMin,
tDOUBLE i_dbMax,
tDOUBLE i_dbAlarmMax,
tBOOL i_bOn,
tUINT16 *o_pCounter_ID
)
```

Parameters:

- i_hTelemetry – P7 telemetry object handle
- i_pName - name of counter, max length 64 characters, should be unique for current channel (case sensitive)
- i_dbMin – minimal counter value, helping information for visualization, later you can override it in telemetry viewer
- i_dbAlarmMin – alarm counter value, values below will be highlighted
- i_dbMax – maximal counter value, helping information for visualization, later you can override it in telemetry viewer
- i_dbAlarmMax – alarm counter value, values above will be highlighted
- i_bOn – parameter specifies is counter enabled (1) or disabled (0) by default, later you can enable/disable it in real time from Baical server.
- o_pID – output parameter, receives ID of the counter, this value is used to add samples to the counter

Return:

- TRUE – in case of success
- FALSE – in case of failure, there are few possible reasons:

- No empty counters, all slots are busy
- Not valid input parameters
- Counters name is already used

P7_Telemetry_Put_Value

Function allows to add counter's sample.

```
tBOOL P7_Telemetry_Put_Value(hP7_Telemetry i_hTelemetry,
                             tUINT16      i_wCounter_ID,
                             tDOUBLE      i_dbValue
                             )
```

Parameters:

- i_hTelemetry – P7 telemetry object handle
- i_wID – counter ID
- i_dbValue – sample value

Return:

- TRUE – in case of success
- FALSE – in case of failure, there are few possible reasons:
 - No network connection (if Sink=Baical)
 - No free HDD space (if Sink=File)
 - Not valid input parameters

P7_Telemetry_Find_Counter

Function finds counter's ID by its name. Search is case sensitive.

```
tBOOL P7_Telemetry_Find_Counter(hP7_Telemetry i_hTelemetry,
                                const tXCHAR *i_pName,
                                tUINT16      *o_pCounter_ID
                                )
```

Parameters:

- i_hTelemetry – P7 telemetry object handle
- i_pName - name of counter
- o_pID – output parameter, receives ID of the counter, this value is used to add samples to the counter

Return:

- TRUE – success, counter is found
- FALSE – failure, no counter with such name

C# interface

C# shell file is located in <P7>/ Wrappers/C#/P7.cs

C# shell depending on P7x64.dll/ P7x32.dll you may generate them by building P7 solution

P7.Telemetry

Constructor allows to create P7 telemetry object

```
P7.Telemetry Telemetry(P7.Client i_pClient, String i_sName)
```

Parameters:

- i_pClient – client object class
- i_pName – name of the trace channel

Return:

- P7 trace object in case of success
- ArgumentException(...) or ArgumentNullException(...) in case of failure

P7.Telemetry.Get_Shared

This functions allows you to get P7 telemetry instance if it was created by someone else inside current process and shared using `P7::Telemetry::Share(...)` function.

Sharing mechanism is very flexible way to redistribute your P7 telemetry object among your modules without passing pointer to it and modification your interfaces, function is thread safe.

```
P7.Telemetry Get_Shared(String i_sName)
```

Parameters: name of previously shared P7 telemetry instance

Return:

- P7 trace object in case of success
- null in case of failure

P7.Telemetry.Add_Ref

Function increase object reference counter

```
System.Int32 AddRef()
```

Return: object's reference counter new value

P7.Telemetry.Release

Function decrease object reference counter, object will be destroyed when reference counter is equal to 0.

```
System.Int32 Release()
```

Return: object's reference counter new value

P7.Telemetry.Share

Function allows to share current client instance in address space of current process. Sharing mechanism is very flexible way to redistribute your P7 telemetry object among your modules without passing pointer to it and modification your interfaces, function is thread safe.

```
bool Share(String i_sName)
```

Parameters:

- i_sName – name of shared P7 client instance, should be unique

Return:

- TRUE - success
- FALSE – failure, the other object with the same name is already shared inside current process

P7.Tlemetry.Create

Function creates new telemetry counter and return counter's ID. One channel can handle up to 65534 independent counters.

```
bool Create(String i_sName,
             System.Double i_dbMin,
             System.Double i_dbAlarmMin,
             System.Double i_dbMax,
             System.Double i_dbAlarmMax,
             System.Int32 i_bon,
             ref System.UInt16 o_rCounter_ID
)
```

Parameters:

- i_pName - name of counter, max length 64 characters, should be unique for current channel (case sensitive)
- i_dbMin – minimal counter value, helping information for visualization, later you can override it in telemetry viewer
- i_dbAlarmMin – alarm counter value, values below will be highlighted
- i_dbMax – maximal counter value, helping information for visualization, later you can override it in telemetry viewer
- i_dbAlarmMax – alarm counter value, values above will be highlighted
- i_bOn – parameter specifies is counter enabled (1) or disabled (0) by default, later you can enable/disable it in real time from Baical server.
- o_pID – output parameter, receives ID of the counter, this value is used to add samples to the counter

Return:

- TRUE – in case of success
- FALSE – in case of failure, there are few possible reasons:
 - No empty counters, all slots are busy
 - Not valid input parameters
 - Counters name is already used

P7.Telemetry.Add

Function allows to add counter's sample.

```
bool Add(System.UInt16 i_wCounter_ID, System.Double i_dbvalue)
```

Parameters:

- i_wID – counter ID
- i_dbValue – sample value

Return:

- TRUE – in case of success
- FALSE – in case of failure, there are few possible reasons:
 - No network connection (if Sink=Baical)
 - No free HDD space (if Sink=File)
 - Not valid input parameters

P7.Telemetry.Find_Counter

Function finds counter's ID by its name. Search is case sensitive.

```
bool Find_Counter(String i_sName, ref System.UInt16 o_rCounter_ID)
```

Parameters:

- i_sName - name of counter
- o_rCounter_ID – output parameter, receives ID of the counter, this value is used to add samples to the counter

Return:

- TRUE – success, counter is found
- FALSE – failure, no counter with such name

Python interface

Python shell file is located in <P7>/ Wrappers/Py/P7.py

Python shell depending on P7x64.dll/P7x32.dll (Windows) and libP7.so (Linux) you may generate them by building P7 solution under Windows or run build.sh under Linux

Importing

Importing is described in [Client Importing](#) chapter.

P7. Get_Telemetry_Channel

Function allows to get P7 telemetry instance by name or create new one.

```
P7.Telemetry P7.Get_Telemetry_Channel(i_sTelemetryName, i_sClientName = None)
```

Parameters:

- i_sTelemetryName – name of P7 telemetry object, should be unique, used for sharing P7 telemetry object in address space of current python session
- i_sClientName – name of the client, registered by function call [Register_Client\(\)](#), may be empty if client with i_sTraceName is already exists, otherwise i_sClientName is used to create new trace object

Return:

- True in case of success
- None in case of failure

P7. Telemetry.Create

Function creates new telemetry counter and return counter's ID. One channel can handle up to 65534 independent counters.

```
ushort P7.Telemetry.Create(self,
                           i_sName,
                           i_dbMin,
                           i_dbAlarmMin,
                           i_dbMax,
                           i_dbAlarmMax,
                           i_bOn)
```

Parameters:

- i_sName - name of counter, max length 64 characters, should be unique for current channel (case sensitive)
- i_dbMin – minimal counter value, helping information for visualization, later you can override it in telemetry viewer
- i_dbAlarmMin – alarm counter value, values below will be highlighted
- i_dbMax – maximal counter value, helping information for visualization, later you can override it in telemetry viewer
- i_dbAlarmMax – alarm counter value, values above will be highlighted
- i_bOn – parameter specifies is counter enabled (1) or disabled (0) by default, later you can enable/disable it in real time from Baical server.

Return:

- [0..65534] – in case of success
- [65535] – in case of failure, there are few possible reasons:

- No empty counters, all slots are busy
- Not valid input parameters
- Counters name is already used

P7.Telemetry.Add

Function allows to add counter's sample.

```
bool P7.Telemetry.Add(self, i_wId, i_dbValue)
```

Parameters:

- i_wId – counter ID
- i_dbValue – sample value

Return:

- TRUE – in case of success
- FALSE – in case of failure, there are few possible reasons:
 - No network connection (if Sink=Baical)
 - No free HDD space (if Sink=File)
 - Not valid input parameters

P7.Telemetry.Find_Counter

Function finds counter's ID by its name. Search is case sensitive.

```
ushort P7.Telemetry.Find_Counter(self, i_sName)
```

Parameters:

- i_sName - name of counter

Return:

- [0..65534] – success, counter is found
- [65535] – failure, no counter with such name

Sharing P7 instances

It is always difficult to integrate new library into project especially if library functionality have to be called from many different projects parts. You have to update your internal interfaces to pass pointers, handles, classes or create new abstraction layer or even worse – create singleton.

P7 has mechanism (thread safe) to simplify integration process and gives ability *just use it* without internal interfaces modification – sharing mechanism.

It pretty simple to use it, for example you have some place in your project where you are going to initialize P7 trace/telemetry instances:

```
//TRACE MODULE, create client & trace channel
IP7_Client l_hClient = P7_Create_Client(TM("/P7.Sink=Baical /P7.Addr=127.0.0.1"));
IP7_Trace l_hTrace = P7_Create_Trace(l_hClient, TM("TraceChannel"));

//share the trace instance with unique name
l_hTrace->Share(TM("MySharedTrace"));
```

And then from any place or your project you can do:

```
//ANY OTHER MODULE, getting shared instance
IP7_Trace l_hTrace = P7_Get_Shared_Trace(l_hTrace, TM("MySharedTrace"));

//using it
if (l_hTrace)
{
    l_hTrace->P7_INFO(0, TM("Information message #%d"), 0);
    ...

    //release the instance
    l_hTrace->Release();
}
```

You may use sharing mechanism for P7 client, P7 telemetry or trace channels.

Process crush handling

Sometimes your application is killed by exception (like access violation or segmentation fault for example), because P7 is asynchronous library last part of the trace or telemetry data may be lost due to internal buffering mechanism.

In such case recommended to use internal P7 function to intercept crash signal and process remaining buffers to avoid data losses, for more details please take a look to function [P7_Set_Crash_Handler](#).

If you want to handle such situation by your own you have to:

1. Intercept process crush. How to catch moment of your application/process crash you could read in those articles:
 - Windows:
 - <http://www.codeproject.com/Articles/207464/Exception-Handling-in-Visual-Cplusplus>
 - Linux:
 - <http://ru.scribd.com/doc/3726406/Crash-N-Burn-Writing-Linux-application-fault-handlers>
 - <http://www.linuxprogrammingblog.com/all-about-linux-signals?page=show>
2. From crush handler function you should call once next function: [P7_Exceptional_Flush](#), (there are analogs of that function for C, C# and Python languages). This function will deliver the rest of the data staying in internal buffers.

Compilation

Library has no external dependencies and based on CMake build scripts, so build process should be as simple as possible.

To build the library please download and install CMake v3.8 or greater (<https://cmake.org/download/>)

Windows example script (Visual studio 2015 x64):

```
cd "P7 Source Code directory"
mkdir "_build_"
cd "_build_"
cmake -G "Visual Studio 14 2015 Win64" ".."
```

And then using Visual studio build p7lib.sln solution located in _build_ directory, please do not forget installation step

Linux example script:

```
cd "P7 Source Code directory"
mkdir _build_
cd _build_
cmake ..
make
make install
```


Problems & solutions

SIGBUS error

On some architectures (SPARC for example) access to memory have to be aligned.

By default P7 library is working with raw data, to respect architecture data alignment requirements please uncomment `P7TRACE_64BITS_ALIGNED_ACCESS` macro in “`P7_Trace.h`” header file

```
////////////////////////////////////  
//in some platforms access to 64 not aligned variable is illegal, if it the/  
//case please active the macro  
////////////////////////////////////  
//define P7TRACE_64BITS_ALIGNED_ACCESS
```

Shared library (dll, so) export functions

P7 shared library (p7-shared.dll / p7-shared.so) exports functions are described in C interface:

- [Client interface](#)
- [Trace interface](#)
- [Telemetry interface](#)

In addition inside <P7>/Headers/P7_Cproxy.h header file, function types definitions are described for every exported C function, for example:

```
////////////////////////////////////
//P7_Client_Create - function creates new P7 client, client is used as transport
//...
extern hP7_Client __cdecl P7_Client_Create(const tXCHAR *i_pArgs);

//dll/so function prototype
typedef hP7_Client (__cdecl *fnP7_Client_Create)(const tXCHAR *i_pArgs);
```

How to load & use dynamic (shared) libraries is described in next articles (with examples):

- [http://msdn.microsoft.com/en-us/library/windows/desktop/ms686944\(v=vs.85\).aspx](http://msdn.microsoft.com/en-us/library/windows/desktop/ms686944(v=vs.85).aspx)
- <http://linux.die.net/man/3/dlopen>

Examples

There are few examples available on different languages, they are located in [<P7 folder>/Examples](#).

Examples are available for next languages:

- C
- C++
- Csharp
- Python

Examples are pretty simple and they show how:

- create & initialize P7 client
- create & initialize trace and telemetry channels
- send trace messages & telemetry samples
- release library resources